


FOREAD[®]

Lighting For Retail

Your Success, Our Journey

◆ Forth Semi Co., Ltd.



Lighten the life, light up the world ■

Company Profile

Founded in 2010, FOREAD is a high-tech enterprise specializing in LED R&D, manufacturing, and innovative lighting solutions.

Our team brings together experts from Tsinghua University and Silicon Valley, backed by over 20 years of industry experience.

Core products: smart spectrum lighting, exhibition lighting, and IoT terminal lighting.



Certified as a National High-Tech Enterprise with 2 invention patents, 20+ utility patents, and multiple Shanghai government innovation awards.

We deliver cutting-edge optoelectronic technology for retail and commercial lighting.

Awards & Certifications

Awards & Certifications

- ✓ National High-Tech Enterprise (2019)
- ✓ ISO9001:2008 International Quality Certification (2015)
- ✓ G60 Science & Technology Innovation Corridor Type II Enterprise (2018)
- ✓ Shanghai High-Tech Achievement Transformation Project (2016, 2017)
- ✓ Shanghai Innovation & Entrepreneurship Competition Award (2015, 2017)
- ✓ Science & Technology Innovation Contribution Award (2016)



Contents

01 Company

Company Profile	2
Contents	3

02 LED panels

NEW! LED Ultra-thin Glass Light Boxes	4~8
NEW! Backlit LED Light Panels	9~10
NEW! LED Frameless Light panels	11

03 LCD Bar screens

HOT! Retail Digital Shelf LCD Bar Screen	12~14
---	-------

04 LED Profile & Linear Lighting

HOT! Gondola Shelving Lights	15~19
HOT! LED Neon Rope Lights	20~23
Silicone LED Series	24~25
HOT! High Voltage LED Strips	26~27
Bendable LED Light Bar for gondola	28

05 LED Flex Strips

HOT! LED Light Sheet	29~31
LED COB Series	32~33

HOT! Food Display LED Strips	34
No Voltage Drop LED Strips	35
High-Efficiency LED Strip	36
Ultra-High Power LED Strips	37
LED RGB Flex Strip Series	38

06 LED Gobo Projectors

NEW! LED Gobo Projectors	39~42
---------------------------------	-------

07 Accessories

HOT! LED AC-DC Drivers&Adapters	43~48
LED Controllers	49
HOT! Power Tracks	50
Junctions & Connectors	51~52
AC Power Cables	53
LED Aluminium Profile Series	54~55

08 Practical Applications

	56
--	----

LED Ultra-thin Glass Light Boxes

Ultra-thin Glass Light Boxes



Scan for Video



LED Ultra-thin Glass
Light Boxes

LB-01 Wall Mounted Series



LB-02 Bar Counter Light Box

Application Cases



◆ **Product Feature:**

- Slide-in design for quick and easy graphic replacement
- Uniform illumination with advanced light guide plate technology
- Reflective film on back improves light efficiency and reduces energy consumption
- Tempered glass plate provides durable protection for the graphic
- Ideal for retail displays, menu boards, and advertising signage

◆ **Product Parameters (1 pc)**

- Material: PMMA / Glass | Light Color: White | Glass Thickness: 2.0mm
- Luminous Efficacy: >80 lm/W | CRI: >80 | Color Temp: 2700K | 6000K | 8500K
- Voltage: DC 12V/24V | Power: Customizable
- Profile Color: Black/White/Grey (Customizable)
- Light Guide Plate: Optical grade MMA
- Operating Temp: -20°C to +50°C | Service Life: 25,000h / 2 years
- Max Size: Customizable


◆ **Applications**

- Shopping malls, restaurants, hotels, nightclubs, KTVs, retail counters, bakery, and advertising displays



LED Ultra-thin Glass Light Boxes

LB-02 Bar Counter Light Box



Application Cases



◆ Product Feature:

- Slide-in design for quick and easy graphic replacement
- Uniform illumination with advanced light guide plate technology
- Reflective film on back improves light efficiency and reduces energy consumption
- Tempered glass plate provides durable protection for the graphic
- Ideal for retail displays, menu boards, and advertising signage

◆ Product Parameters (1 pc)

- Material: PMMA / Glass | Light Color: White | Glass Thickness: 2.0mm
- Luminous Efficacy: >80 lm/W | CRI: >80 | Color Temp: 2700K | 6000K | 8500K
- Voltage: DC 12V/24V | Power: Customizable
- Profile Color: Black/White/Grey (Customizable)
- Light Guide Plate: Optical grade MMA
- Operating Temp: -20°C to +50°C | Service Life: 25,000h / 2 years
- Max Size: Customizable

◆ Applications

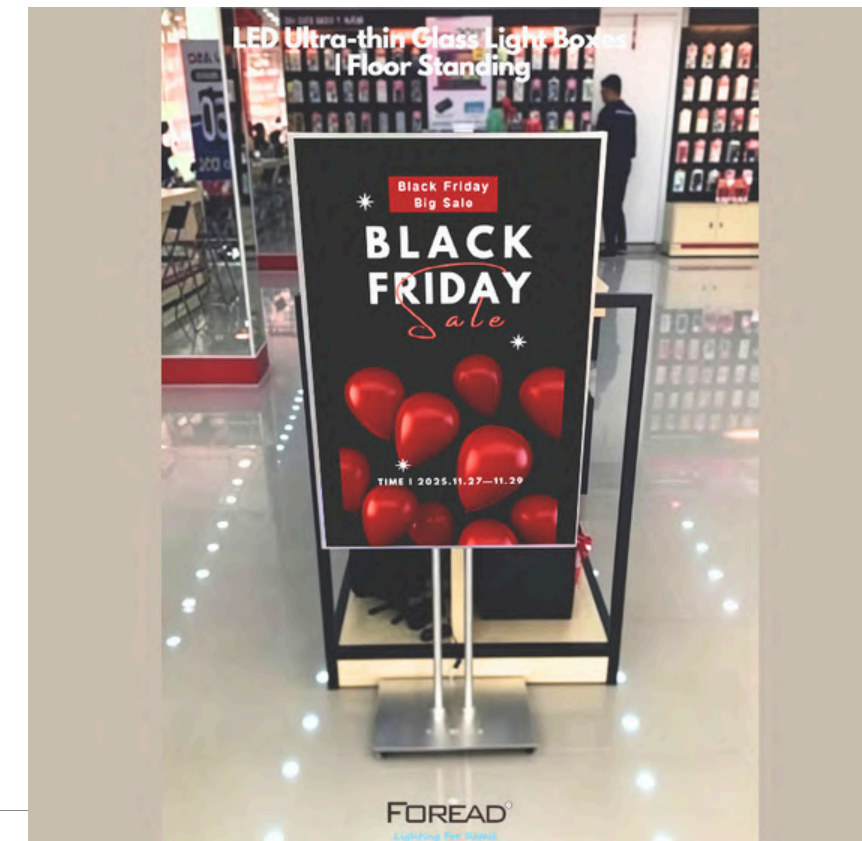
- Shopping malls, restaurants, hotels, nightclubs, KTVs, retail counters, bakery, and advertising displays

LED Ultra-thin Glass Light Boxes

LB-03 Floor Standing Series



Application Cases



◆ Product Feature:

- Slide-in design for quick and easy graphic replacement
- Uniform illumination with advanced light guide plate technology
- Reflective film on back improves light efficiency and reduces energy consumption
- Tempered glass plate provides durable protection for the graphic
- Ideal for retail displays, menu boards, and advertising signage

◆ Product Parameters (1 pc)

- Material: PMMA / Glass | Light Color: White | Glass Thickness: 2.0mm
- Luminous Efficacy: >80 lm/W | CRI: >80 | Color Temp: 2700K | 6000K | 8500K
- Voltage: DC 12V/24V | Power: Customizable
- Profile Color: Black/White/Grey (Customizable)
- Light Guide Plate: Optical grade MMA
- Operating Temp: -20°C to +50°C | Service Life: 25,000h / 2 years
- Max Size: Customizable

◆ Applications

- Shopping malls, restaurants, hotels, nightclubs, KTVs, retail counters, bakery, and advertising displays

◆ LED Ultra-thin Glass Light Boxes Packing Details

Packing standard of whole carton									
Product name	Product specifications	Picture size	Thickness of light box	colour	power	Adapter	Number of packages	Gross weight	Package size
LED Ultra-thin Glass Light Boxes	A4 (225*304mm)	210*297mm	9mm	Black / Silver	8W	12V-1A	20pieces	11KG	420*370*320mm
	A3 (311*427mm)	297*420mm	9mm	Black / Silver	9.5w	12V-1A	20pieces	21KG	490*420*400mm
	A2 (435*600mm)	420*594mm	9mm	Black / Silver	13.5w	12V-1.5A	20pieces	40KG	660*420*530mm
	A1 (605*850mm)	594*841mm	11mm	Black / Silver	25.8w	24V-1.5A	10pieces	43KG	980*420*670mm
	500*700mm	485*693mm	9mm	Black / Silver	15.8w	24V-1.5A	10pieces	31KG	565*420*830mm
	600*900mm	589*895mm	11mm	Black / Silver	27w	24V-1.5A	10pieces	45KG	980*430*700mm
	600*1200mm	589*1195mm	11mm	Black / Silver	38.4w	24V-2A	10pieces	60KG	1280*430*700mm
	750*1200mm	739*1195mm	11mm	Black / Silver	38.4w	24V-2A	10pieces	75KG	1280*430*850mm

Packaging Standard: Independent Pearl Cotton Box + Independent Carton									
Product name	Product specifications	Picture size	Thickness of light box	colour	power	Adapter	Number of packages	Gross weight	Package size
LED Ultra-thin Glass Light Boxes	A4 (225*304mm)	210*297mm	9mm	Black / Silver	8w	12V-1A	1piece	1.15KG	325*480*75mm
	A3 (311*427mm)	297*420mm	9mm	Black / Silver	9.5w	12V-1A	1piece	1.85KG	405*590*75mm
	A2 (435*600mm)	420*594mm	9mm	Black / Silver	13.5w	12V-1.5A	1piece	3.15KG	525*770*75mm
	A1 (605*850mm)	594*841mm	11mm	Black / Silver	25.8w	24V-1.5A	1piece	6.15KG	6710*1035*80mm
	500*700mm	485*693mm	9mm	Black / Silver	15.8w	12V-1.5A	1piece	3.9KG	594*863*75mm
	600*900mm	589*895mm	11mm	Black / Silver	27w	24V-1.5A	1piece	6.3KG	1040*690*80mm

Illuminate your products, captivate your customers. Our shelf backlight turns every display into a spotlight.



◆ **Product Feature:**

- Opal acrylic panels for soft, uniform illumination without harsh glare
- Dual-color temperature dimming adapts to diverse retail scene settings
- Detachable hanging structure for quick and effortless installation
- Perfect compatibility, seamlessly integrates with existing shelf racks
- Greatly improves product visibility and enhances brand store aesthetics
- Effectively attracts customer attention and boosts in-store sales conversion

Scan for Video



Back lit LED panel

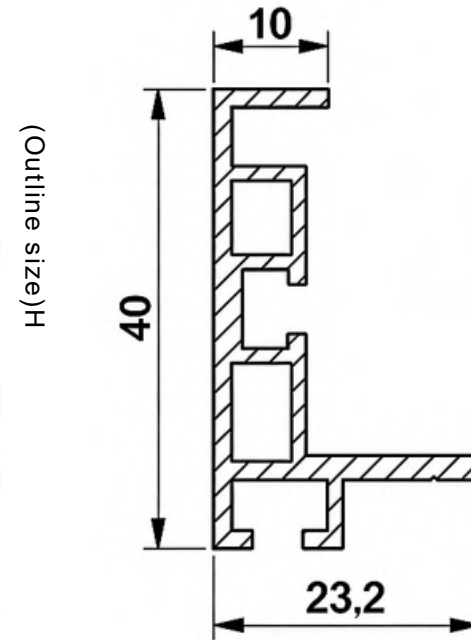
Backlit LED Light Panels

Positive display

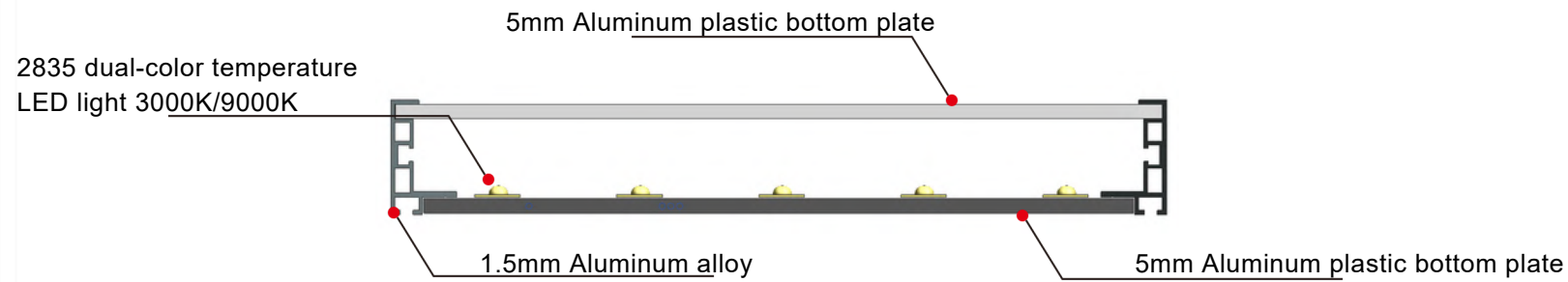


(Outline size) W

Holder



1.5mm Aluminum alloy



◆ Product Parameters (1 pc)

Backlit LED Light Panels Technical Parameters								
Item	Size	LED Light source power	LED Modules CHIP	Luminous efficacy	CCT	Warranty	Life span	Match power supply
FS500	500*1200*40mm	80W	SANAN 2835 CHIP 112pcs	3150lm	Dual-color temperature 3000K&9000K	2 years	50,000hrs	24V 100W
FS665	665*1200*40mm	95W	SANAN 2835 CHIP 154pcs	4312lm	Dual-color temperature 3000K&9000K	2 years	50,000hrs	24V 100W
FS800	800*1200*40mm	110W	SANAN 2835 CHIP 182pcs	5096lm	Dual-color temperature 3000K&9000K	2 years	50,000hrs	24V 150W
FS1000	1000*1200*40mm	150W	SANAN 2835 CHIP 238pcs	6750lm	Dual-color temperature 3000K&9000K	2 years	50,000hrs	24V 180W
FS1250	1250*1200*40mm	190W	SANAN 2835 CHIP 280pcs	7840lm	Dual-color temperature 3000K&9000K	2 years	50,000hrs	24V 240W

Accessories

AC Plug&Driver



Junction box



Controller



Premium shelf backlighting system.

- Even, glare-free illumination highlights product details
- Draws shoppers' attention and boosts sales
- Sleek design, easy to install
- Seamlessly integrates with existing racks for an instant upscale look

Item Packaging Parameters					
Item	Dimension	N.W.	G.W.	Numbers of package	Package size
FS500	500*1200mm	8KGS	10KGS	1 piece	1230*660*75mm
FS665	665*1200mm	11KGS	13.5KGS	1 piece	1230*830*75mm
FS800	800*1200mm	13KGS	16KGS	1 piece	1230*960*75mm
FS1000	1000*1200mm	16KGS	20KGS	1 piece	1230*1160*75mm
FS1250	1250*1200mm	20KGS	25KGS	1 piece	1410*1230*75mm

LED Frameless Light panels

◆ Product Feature:

- The thinnest light guide plate is up to 2 mm and the conventional thickness is 3-12 mm
- Diffuse reflection principle, high light conversion, uniform and soft light
- Compared with the traditional light source with the same area, it can save more than 60% energy.*Average service life 2-3 years, no yellowing and no distortion
- Dimensions can be customized, shapes can be varied, cutting, bending, splicing can be arbitrary.

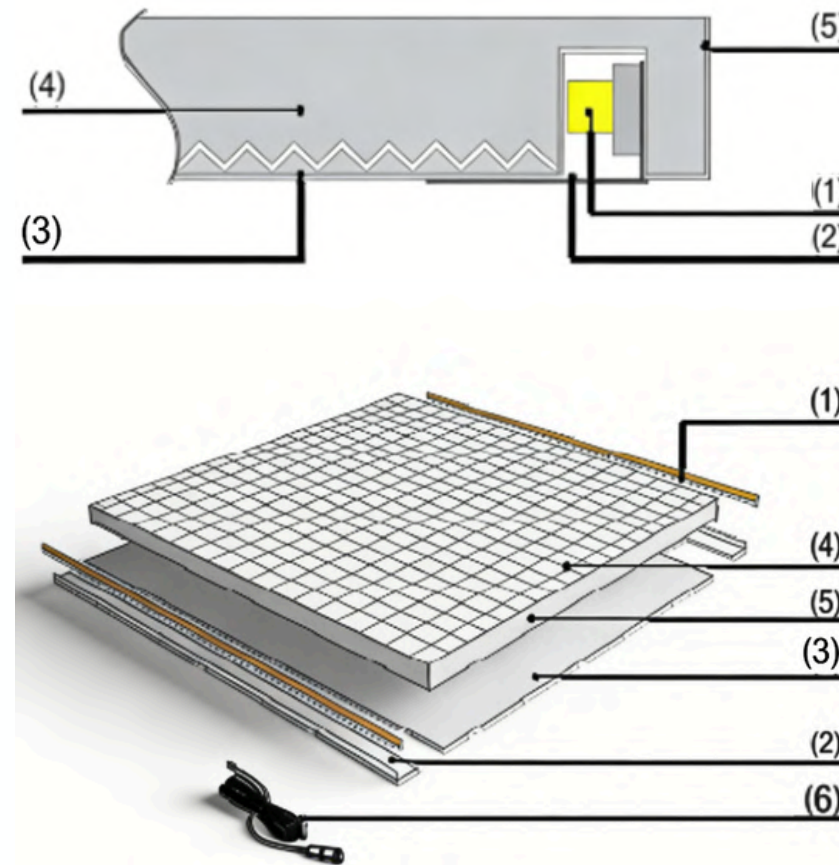
◆ Product Introduction

- Frameless edge-lit LED light panel. Produces bright, even light across the entire surface. Available in any shape, size, and color. Ideal for retail and architectural lighting — endless applications.


◆ Product Parameters (1 pc)

NO.	ITEM	DESCRIPTION
1	Main material	PMMA
2	Power supply	AC/DC 12V/24V Adapter
3	Operating voltage	DC12V / DC24V
4	Input voltage	AC100 ~ 240V 50/60Hz
5	Color temperature	Optional
6	Size	Customizable
7	Life time	>50,000 Hour
8	Operating temperature	-20 to +50°C
9	Humidity operating	30%-70%
10	Humidity storage	30%-70%

◆ Product design




NO.	DESCRIPTION	REMARKS
1	LED strip	FS-12/24V-1W4-2835
2	Heat sink	
3	Refelctor	PVC
4	LGP	PMMA
5	Shading tape	
6	Terminal Jack	5.5X2.5mm
		5.5X2.1mm




Retail Digital Shelf LCD Bar Screen

LCD Bar Screens




◆ Applications



LCD Bar Screen
Scan for Video

Various sizes available



Dual display screen available



Retail Digital Shelf LCD Bar Screen

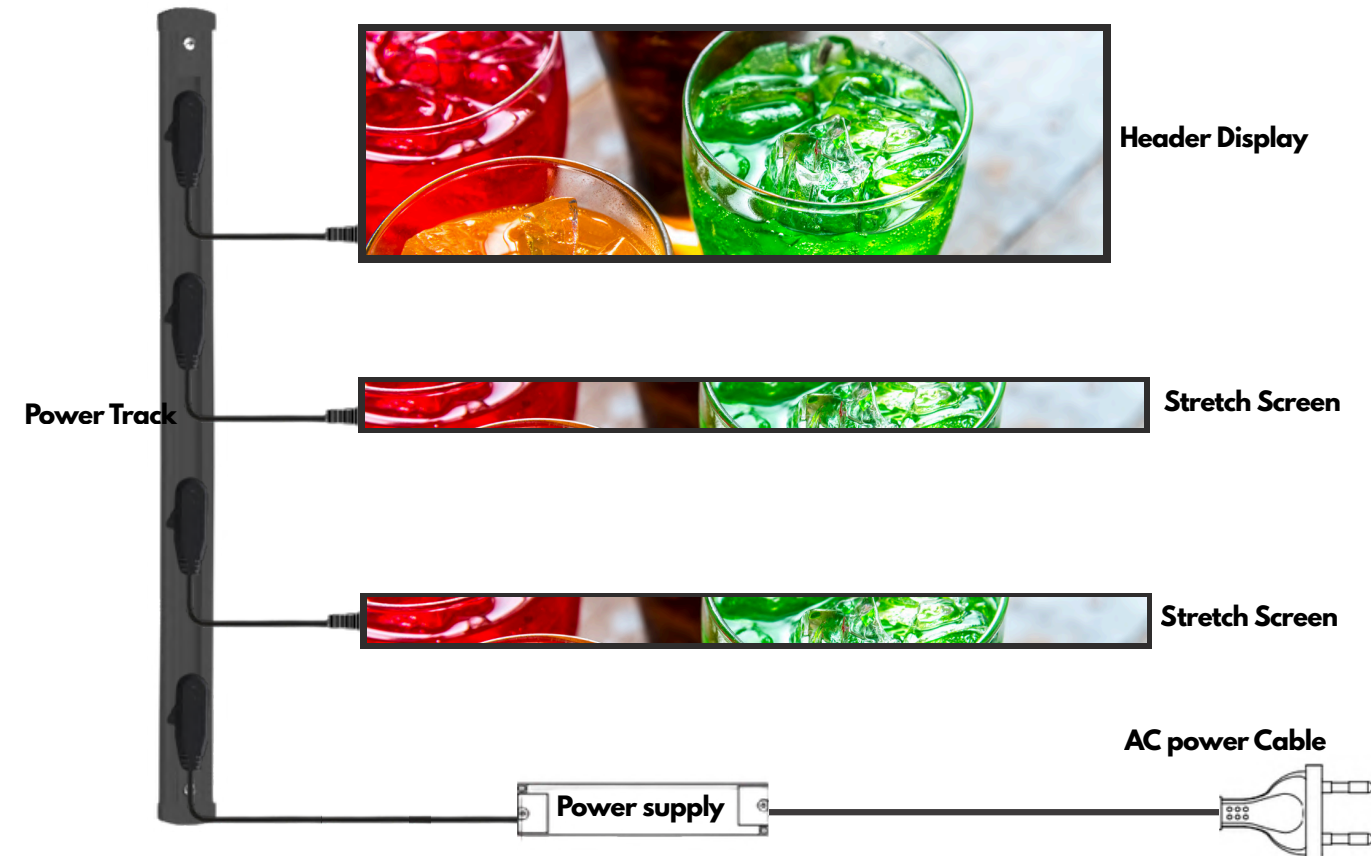
◆ **Product Feature:**

- Display Quality: High resolution, contrast, and brightness. 16.7M colors, vivid stereoscopic images
- Reliability: 7×24 continuous operation. 50,000+ hours service life. Intelligent temperature control, silent operation
- Smart Features: Play price tags, product videos, and promotions. USB plug-and-play auto playback. Network backend control for content updates. Multi-screen sync, scheduled on/off
- Versatile Slim Fit: Fits standard retail shelves, multiple sizes available.

◆ **Applications**

- Supermarket Smart Shelf: Retail shelf digital signage and promotion display.
- Retail Store Display: Endcap, aisle and checkout counter advertising screen.
- Convenience Store Shelf Lighting: Integrated shelf light and price information display.
- Digital Price Tag System: Combined product info and dynamic price management.

Multiple Layers Mounting



Full series of bar sizes


8.8/9.1/11.26/16.4/19/19.5/21.2/23.1/23.5/24/28/29/35/
36.6/37/37.6 /37.8/43.8/43.9/49/58.5/86

◆ **Product Parameters (1 pc)**

Dimension	Resolution	Brightness	Appearance Dimensions	Display Size	System (optional display solution)	Network
8.8"	1920*480	600 cd/m ²	240*69.6*16 mm	218.88 *54.72mm	Android 8.1	WI-FI(4G Optional)
9.1"	822*260	280 cd/m ²	246.8*97*35 mm	222*71mm	Android 8.1	WI-FI(4G Optional)
16.4"	1366*238	700 cd/m ²	432*94*18 mm	409.8*71.4mm	Android 8.1	WI-FI(4G Optional)
23.1"	1920*158	700 cd/m ²	599.4*61.8*20 mm	585.21 * 48.15mm	Android 8.1	WI-FI(4G Optional)
23.5"	1920*360	500 cd/m ²	599.7*124.6*18.5 mm	586.64*109.62mm	Android 8.1	WI-FI(4G Optional)
24"	1920*360	300 cd/m ²	617.5*137.0*27.2 mm	597.89*112.10mm	Android 8.1	WI-FI(4G Optional)
28"	1920*360	700 cd/m ²	736.8*169.5*28.2 mm	699.84*131.22mm	Android 8.1	WI-FI(4G Optional)
29"	1920*540	700 cd/m ²	724*229*35 mm	705.6*198.45mm	Android 8.1	WI-FI(4G Optional)
35"	3840*200	500 cd/m ²	891.6*60.4*23.0 mm	878.824*45.72mm	Android 8.1	WI-FI(4G Optional)
37"	1920*540	700 cd/m ²	918*284*45 mm	903.71*257.04mm	Android 8.1	WI-FI(4G Optional)
43.9"	1920*540	500 cd/m ²	1105*337*45 mm	1075*304mm	Android 8.1	WI-FI(4G Optional)
58.5"	3840*540	700 cd/m ²	1444.08*420.36*53.6 mm	1428*401mm	Android 8.1	WI-FI(4G Optional)
86"	3840*600	500 cd/m ²	2171.08*359.5*53 mm	2148.48*335.7mm	Android 8.1	WI-FI(4G Optional)

Retail Digital Shelf LCD Bar Screen

Round / Square / Desktop Screen available



Aluminum profile LED light



Gondola Lights
Scan for Video

◆ **Product Feature:**


- 90lm/W high brightness, 120° wide lighting angle
- Magnetic design for quick and easy installation
- High CRI presents true color of goods, no UV radiation
- Energy efficient, equipped with 2-year warranty

◆ **Applications**



Application Bar lighting series

Application Bar lighting series


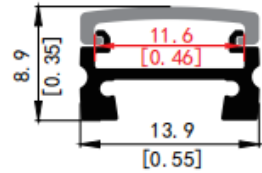


- Bar lighting series**
All in one packing list:
- A: AC Plug power cable..... x 1 pc
 - B: LED AC/DC Adapter x 1 pc
 - C: Adhesive tape power track.....x 2 pcs
 - D: LED Bar Lights x 8 pcs
 - E: Bridge connector cable..... x 1 pc

Model LED1408 — Rigid LED Light Bar

◆ Product Feature:

- High Lumen: >90 LM/ W
- The beam angle >120°, which expands the illuminated area on the shelf.
- Available in various colors
- Very low energy consumption
- No UV radiation in the light beam
- Easy to install: led lights with 2 magnets on the back;
- 2 years warranty




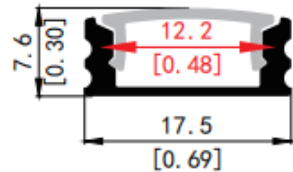
◆ Product Parameters (1 pc)

Model No.	Wavelength (nm) Color Temp (K)	Number of LEDs	Voltage (V DC)	Power (W)	Current (A)	Radiance Angle (°)	CRI	Lum. Flux (lm)	Operation Temperature	Protection level
le600/700/ 900/1000/ 1100	3000/4000/ 5000/6000K	120leds/M	12/24VDC	10W	/	120	RA>90	90lm/W	-40~+60°C	IP40/IP44

Model LED1707 — Waterproof LED Light Bar

◆ Product Feature:

- High Lumen: >90 LM/ W
- The beam angle >120°, which expands the illuminated area on the shelf.
- Available in various colors
- Very low energy consumption
- No UV radiation in the light beam
- Easy to install: led lights with 2 magnets on the back;
- Waterproof:IP44
- 2 years warranty



◆ Product Parameters (1 pc)

Model No.	Wavelength (nm) Color Temp (K)	Number of LEDs	Voltage (V DC)	Power (W)	Current (A)	Radiance Angle (°)	CRI	Lum. Flux (lm)	Operation Temperature	Protection level
le600 900/1000	3000/4000/ 5000/6000K	120leds/M	12/24VDC	10W	/	120	RA>90	90lm/W	-40~+60°C	IP44

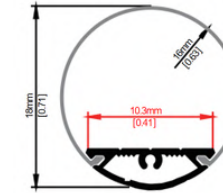
Gondola Shelving Lights



Model LED T5 — Round LED Light Bar

◆ Product Feature:

- High Lumen: >90 LM/ W
- The beam angle >120°, which expands the illuminated area on the shelf.
- Available in various colors
- Very low energy consumption
- No UV radiation in the light beam
- 2 years warranty



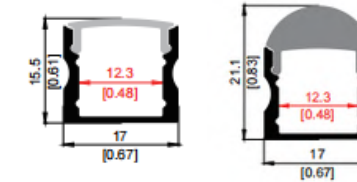
◆ Product Parameters (1 pc)

Model No.	Wavelength (nm) Color Temp (K)	Number of LEDs	Voltage (V DC)	Power (W)	Current (A)	Radiance Angle (°)	CRI	Lum. Flux (lm)	Operation Temperature	Protection level
le600/750/ 900/1000	3000/4000/ 5000/6000K	120leds/M	12/24VDC	8W/M	/	120	RA≥90	90lm/W	-40~+60°C	IP40

Model LED1715 — Rigid LED Light Bar

◆ Product Feature:

- High Lumen: >90 LM/ W
- The beam angle >120°, which expands the illuminated area on the shelf.
- Available in various colors
- Very low energy consumption
- No UV radiation in the light beam
- 2 years warranty




◆ Product Parameters (1 pc)

Model No.	Wavelength (nm) Color Temp (K)	Number of LEDs	Voltage (V DC)	Power (W)	Current (A)	Radiance Angle (°)	CRI	Lum. Flux (lm)	Operation Temperature	Protection level
le600/750/ 900/1000	3000/4000/ 5000/6000K	120leds/M	12/24VDC	9W/M	/	120	RA≥90	90lm/W	-40~+60°C	IP40

Model LED1713 — Wide Beam Angle LED Light Bar

◆ Product Feature:

- High Lumen: >90 LM/ W
- The beam angle >120°, which expands the illuminated area on the shelf.
- Available in various colors
- Very low energy consumption
- No UV radiation in the light beam
- 2 years warranty




◆ Product Parameters (1 pc)

Model No.	Wavelength (nm) Color Temp (K)	Number of LEDs	Voltage (V DC)	Power (W)	Current (A)	Radiance Angle (°)	CRI	Lum. Flux (lm)	Operation Temperature	Protection level
le600/700/ 900/1000/ 1100	3000/4000/ 5000/6000K	120leds/M	12/24VDC	10W	/	120	RA>90	90lm/W	-40~+60°C	IP40

Model LED1708 — Surface Mounted Light Bar

◆ Product Feature:

- High Lumen: >90 LM/ W
- The beam angle >120°, which expands the illuminated area on the shelf.
- Available in various colors
- Very low energy consumption
- No UV radiation in the light beam
- 2 years warranty



◆ Product Parameters (1 pc)

Model No.	Wavelength (nm) Color Temp (K)	Number of LEDs	Voltage (V DC)	Power (W)	Current (A)	Radiance Angle (°)	CRI	Lum. Flux (lm)	Operation Temperature	Protection level
le600/700/ 900/1000/ 1100	3000/4000/ 5000/6000K	120leds/M	12/24VDC	10W	/	120	RA>90	90lm/W	-40~+60°C	IP40

Gondola Shelving Lights

Model LED1720— Wide Beam Angle LED Light Bar

◆ Product Feature:

- High Lumen: >90 LM/ W
- The beam angle >120°, which expands the illuminated area on the shelf.
- Available in various colors
- Very low energy consumption
- No UV radiation in the light beam
- 2 years warranty




◆ Product Parameters (1 pc)

Model No.	Wavelength (nm) Color Temp (K)	Number of LEDs	Voltage (V DC)	Power (W)	Current (A)	Radiance Angle (°)	CRI	Lum. Flux (lm)	Operation Temperature	Protection level
le600/700/ 900/1000/ 1100	3000/4000/ 5000/6000K	120leds/M	12/24VDC	8W/M	/	120	RA≥90	90lm/W	-40~+60°C	IP40

Model LED1715 — Surface Mounted Light Bar

◆ Product Feature:

- High Lumen: >90 LM/ W
- The beam angle >120°, which expands the illuminated area on the shelf.
- Available in various colors
- Very low energy consumption
- No UV radiation in the light beam
- 2 years warranty



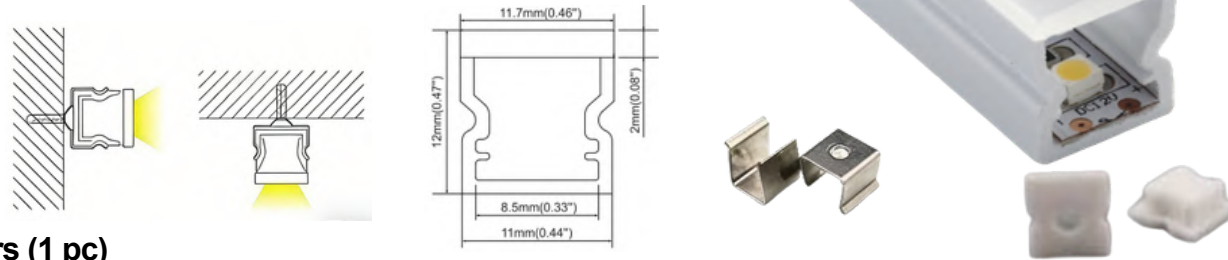
◆ Product Parameters (1 pc)

Model No.	Wavelength (nm) Color Temp (K)	Number of LEDs	Voltage (V DC)	Power (W)	Current (A)	Radiance Angle (°)	CRI	Lum. Flux (lm)	Operation Temperature	Protection level
le600/700/ 900/1000/ 1100	3000/4000/ 5000/6000K	120leds/M	12/24VDC	9W/M	/	120	RA≥90	90lm/W	-40~+60°C	IP40

Model LED1212 — Surface Mounted Light Bar

◆ Product Feature:

- High Lumen: >90 LM/ W
- The beam angle >120°, which expands the illuminated area on the shelf.
- Available in various colors
- Very low energy consumption
- No UV radiation in the light beam
- 2 years warranty




◆ Product Parameters (1 pc)

Model No.	Wavelength (nm) Color Temp (K)	Number of LEDs	Voltage (V DC)	Power (W)	Current (A)	Radiance Angle (°)	CRI	Lum. Flux (lm)	Operation Temperature	Protection level
le600/700/ 900/1000/ 1100	3000/4000/ 5000/6000K	120leds/M	12/24VDC	10W	/	120	RA>90	90lm/W	-40~+60°C	IP40

Model LED2308 — Recessed Light Bar

◆ Product Feature:

- High Lumen: >90 LM/ W
- The beam angle >120°, which expands the illuminated area on the shelf.
- Available in various colors
- Very low energy consumption
- No UV radiation in the light beam
- 2 years warranty



◆ Product Parameters (1 pc)

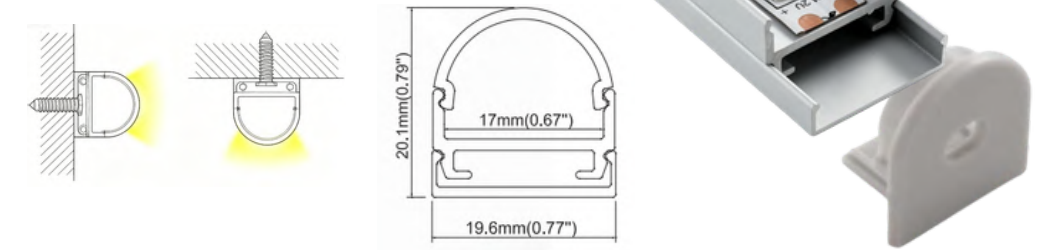
Model No.	Wavelength (nm) Color Temp (K)	Number of LEDs	Voltage (V DC)	Power (W)	Current (A)	Radiance Angle (°)	CRI	Lum. Flux (lm)	Operation Temperature	Protection level
le600/700/ 900/1000/ 1100	3000/4000/ 5000/6000K	120leds/M	12/24VDC	10W	/	120	RA>90	90lm/W	-40~+60°C	IP40

Gondola Shelving Lights

Model LED3535 — Surface Mounted Light Bar

◆ Product Feature:

- High Lumen: >90 LM/ W
- The beam angle >120°, which expands the illuminated area on the shelf.
- Available in various colors
- Very low energy consumption
- No UV radiation in the light beam
- 2 years warranty



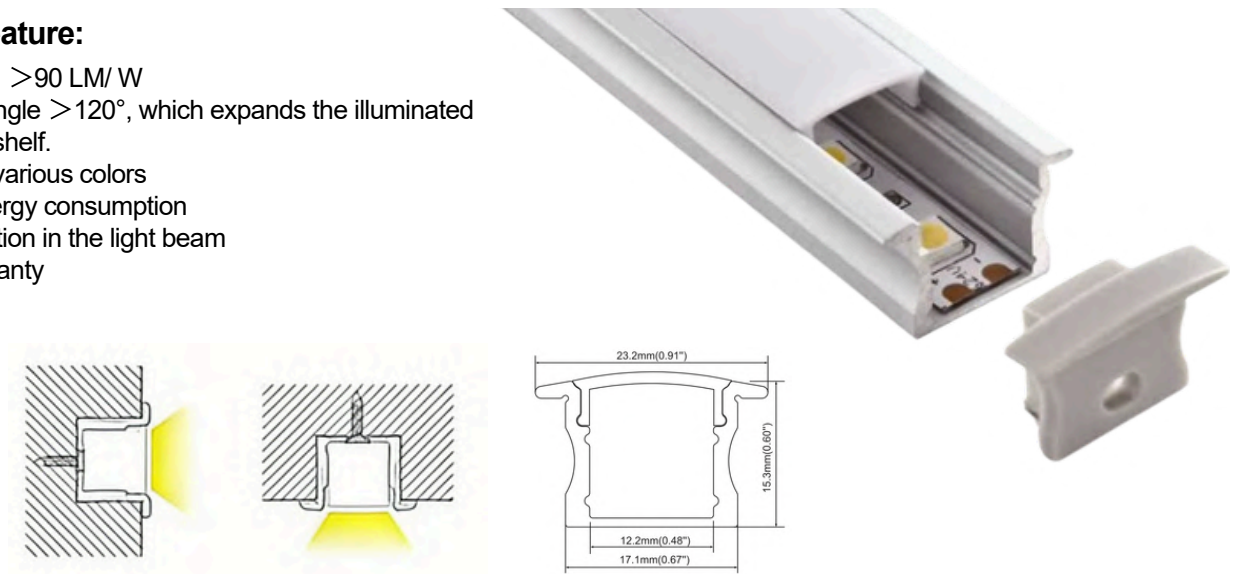
◆ Product Parameters (1 pc)

Model No.	Wavelength (nm) Color Temp (K)	Number of LEDs	Voltage (V DC)	Power (W)	Current (A)	Radiance Angle (°)	CRI	Lum. Flux (lm)	Operation Temperature	Protection level
le600/700/ 900/1000/ 1100	3000/4000/ 5000/6000K	120leds/M	12/24VDC	8W/M	/	120	RA≥90	90lm/W	-40~+60°C	IP40

Model LED2315 — Recessed Light Bar

◆ Product Feature:

- High Lumen: >90 LM/ W
- The beam angle >120°, which expands the illuminated area on the shelf.
- Available in various colors
- Very low energy consumption
- No UV radiation in the light beam
- 2 years warranty



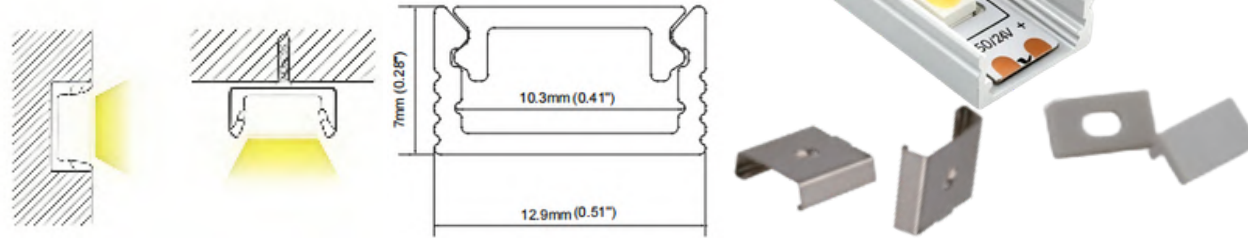
◆ Product Parameters (1 pc)

Model No.	Wavelength (nm) Color Temp (K)	Number of LEDs	Voltage (V DC)	Power (W)	Current (A)	Radiance Angle (°)	CRI	Lum. Flux (lm)	Operation Temperature	Protection level
le600/700/ 900/1000/ 1100	3000/4000/ 5000/6000K	120leds/M	12/24VDC	9W/M	/	120	RA≥90	90lm/W	-40~+60°C	IP40

Model LED1307 — Mini Surface Mounted Light Bar

◆ Product Feature:

- High Lumen: >90 LM/ W
- The beam angle > 120°, which expands the illuminated area on the shelf.
- Available in various colors
- Very low energy consumption
- No UV radiation in the light beam
- 2 years warranty



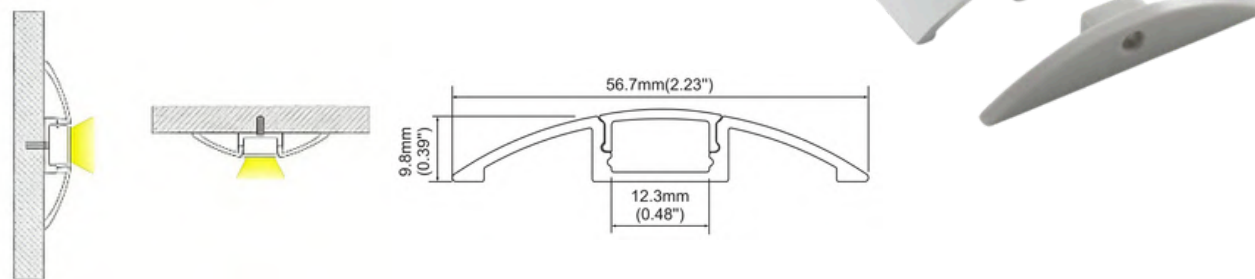
◆ Product Parameters (1 pc)

Model No.	Wavelength (nm) Color Temp (K)	Number of LEDs	Voltage (V DC)	Power (W)	Current (A)	Radiance Angle (°)	CRI	Lum. Flux (lm)	Operation Temperature	Protection level
le600/700/ 900/1000/ 1100	3000/4000/ 5000/6000K	90leds/M	12/24VDC	8W	/	120	RA>90	90lm/W	-40~+60°C	IP40

Model LED5610 — Corner Mount Series

◆ Product Feature:

- High Lumen: >90 LM/ W
- The beam angle > 120°, which expands the illuminated area on the shelf.
- Available in various colors
- Very low energy consumption
- No UV radiation in the light beam
- 2 years warranty



◆ Product Parameters (1 pc)

Model No.	Wavelength (nm) Color Temp (K)	Number of LEDs	Voltage (V DC)	Power (W)	Current (A)	Radiance Angle (°)	CRI	Lum. Flux (lm)	Operation Temperature	Protection level
le600/700/ 900/1000/ 1100	3000/4000/ 5000/6000K	120leds/M	12/24VDC	10W	/	120	RA>90	90lm/W	-40~+60°C	IP40

Gondola Shelving Lights

Model LED1616 — Corner Mount Series

◆ Product Feature:

- High Lumen: >90 LM/ W
- The beam angle > 120°, which expands the illuminated area on the shelf.
- Available in various colors
- Very low energy consumption
- No UV radiation in the light beam
- 2 years warranty




◆ Product Parameters (1 pc)

Model No.	Wavelength (nm) Color Temp (K)	Number of LEDs	Voltage (V DC)	Power (W)	Current (A)	Radiance Angle (°)	CRI	Lum. Flux (lm)	Operation Temperature	Protection level
le600/700/ 900/1000/ 1100	3000/4000/ 5000/6000K	120leds/M	12/24VDC	8W/M	/	120	RA≥90	90lm/W	-40~+60°C	IP40

Model LED2509 — Food Lights Series

◆ Product Feature:

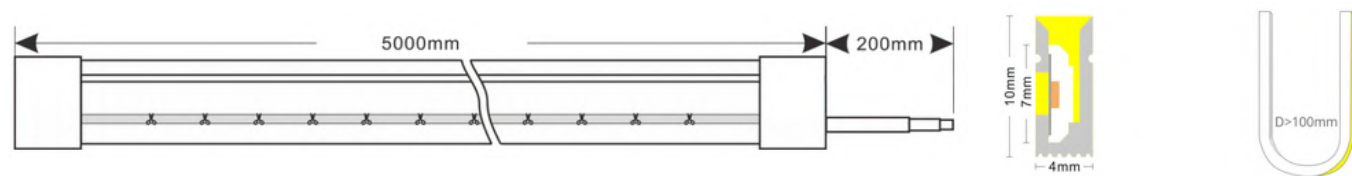

- Enhances the golden, fresh appearance of bread, pastries and baked goods
- High CRI (≥90) for true-to-life color rendering and appetizing visual effect
- Soft and even illumination, no harsh glare or shadows on food surfaces
- Low heat output, keeps bread fresh longer and avoids drying out
- Energy-efficient LED design, long lifespan and low maintenance cost
- Suitable for display cabinets, shelves and bakery counters
- Creates an inviting, warm atmosphere to attract customers
- Stable light output, no flicker, safe for long-hour daily use



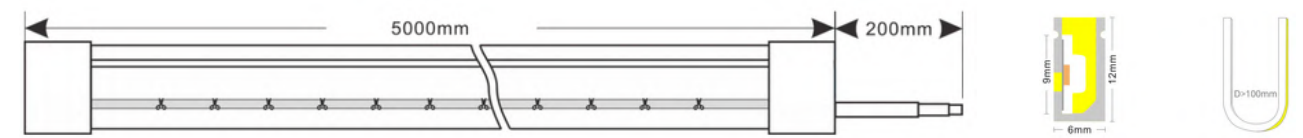

◆ Product Parameters (1 pc)

Model No.	Wavelength (nm) Color Temp (K)	Number of LEDs	Voltage (V DC)	Power (W)	Current (A)	Radiance Angle (°)	CRI	Lum. Flux (lm)	Operation Temperature	Protection level
le600/700/ 900/1000/ 1100	red+white	144leds/M	12/24VDC	12W/M	/	120	RA≥90	90lm/W	-40~+60°C	IP40/IP44

Model NEON Rope Lights 4 x 10mm 6W/M



Model NEON Rope Lights 6 x 12mm 9.6W/M



◆ **Product Parameters (1 pc)**

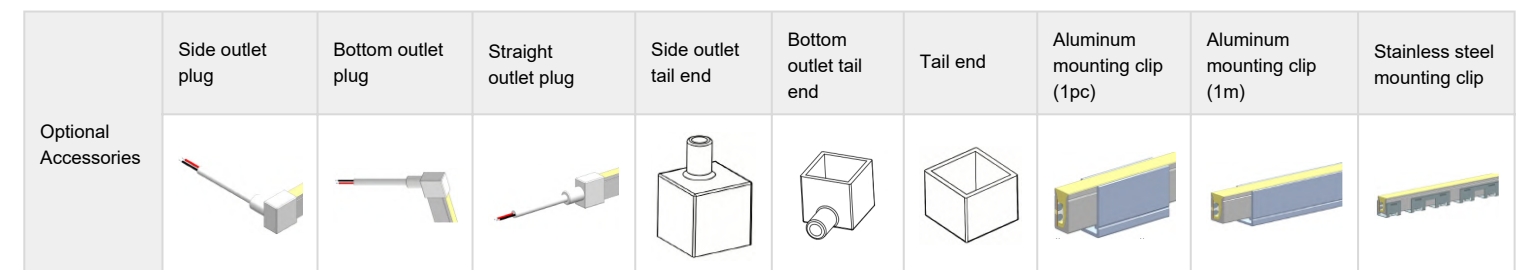
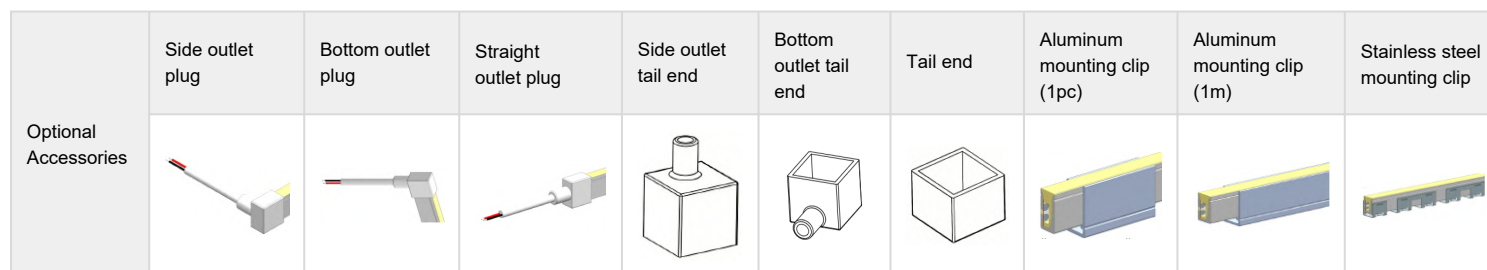
Model No.	NEON 0410X	Lumen	>150lm/m
Input Voltage	DC24V	Beam Angle	120°
Power	6W/m	Cut Section	50mm
LED QTY	120LEDs/m	Dimension	5000*4*10mm
CCT	2700K - 6500K	IP Rating	IP65/IP67
SDCM	≤5	Warranty	3 Years
CRI	>80	Package Info	L460*W250*H256mm(300m/Box)

◆ **Product Feature:**

- Side bendable structure, flexible for various curved installation
- High brightness uniform lighting, no dark dot & soft glow
- Integrated silicone outer tube, IP65 dustproof & waterproof

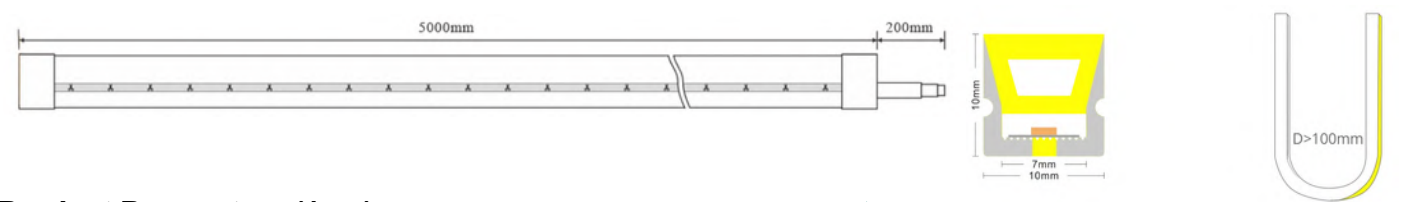
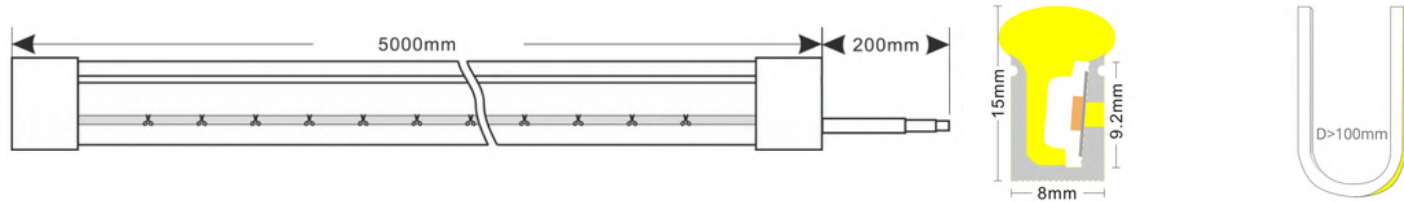


◆ **Product Parameters (1 pc)**

Model No.	NEON 0612X	Efficiency	>240lm/m
Input Voltage	DC24V	Beam Angle	120°
Power	9.6W/m	Cut Section	50mm
LED QTY	120LEDs/m	Dimension	5000*6*12mm
CCT	2700K - 6500K	IP Rating	IP65/IP67
SDCM	≤5	Warranty	3 Years
CRI	>80	Package Info	L460*W250*H256mm(300m/Box)



Model NEON Rope Lights 8 x 15mm 9.6W/M

Model NEON Rope Lights 10x 10mm 8W/M



◆ **Product Parameters (1 pc)**

Model No.	NEON 0815X	Lumen	>330lm/m
Input Voltage	DC24V	Beam Angle	120°
Power	9.6W/m	Cut Section	50mm
LED QTY	120LEDs/m	Dimension	5000x8x15mm
CCT	2700K - 6500K	IP Rating	IP65/IP67
SDCM	≤5	Warranty	3 Years
CRI	>80	Package Info	L460W250H256mm(300m/Box)

◆ **Product Feature:**

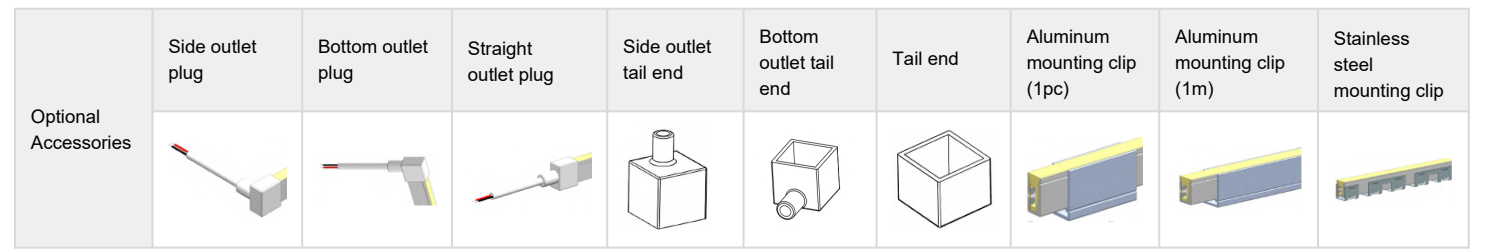
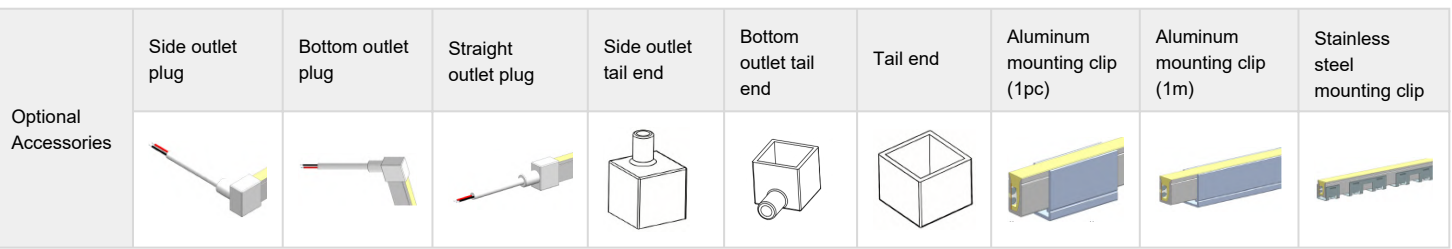
- Side bendable structure, flexible for various curved installation
- High brightness uniform lighting, no dark dot & soft glow
- Integrated silicone outer tube, IP65 dustproof & waterproof

◆ **Product Parameters (1 pc)**

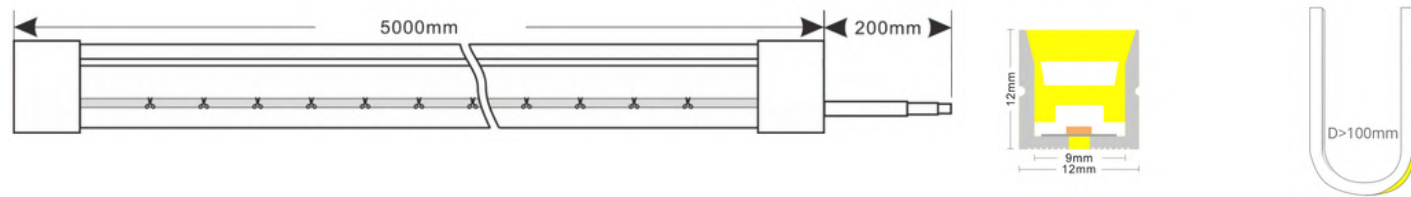

Model No.	NEON 1010X	Lumen	>480lm/m
Input Voltage	DC24V	Beam Angle	120°
Power	8W/m	Cut Section	50mm
LED QTY	120LEDs/m	Dimension	5000*10*10mm
CCT	2700K - 6500K	IP Rating	IP65/IP67
SDCM	≤5	Warranty	3 Years
CRI	>80	Package Info	L460*W250*H256mm(300m/Box)

◆ **Product Feature:**

- Flexible and cuttable LED neon strip, cut points every 50mm
- 5m per spool, 480lm/m, single color 2700K – 6500K optional
- Vertical bending, min bending diameter 100mm
- High density SMD2835 strip(120LEDs/m), customizable
- Low Voltage Product at 24V – 40W Per Spool
- Waterproof rated at IP65, indoor or outdoor application
- Product comes ready to plug and play



Model NEON Rope Lights 12 x 12mm 9.6W/M



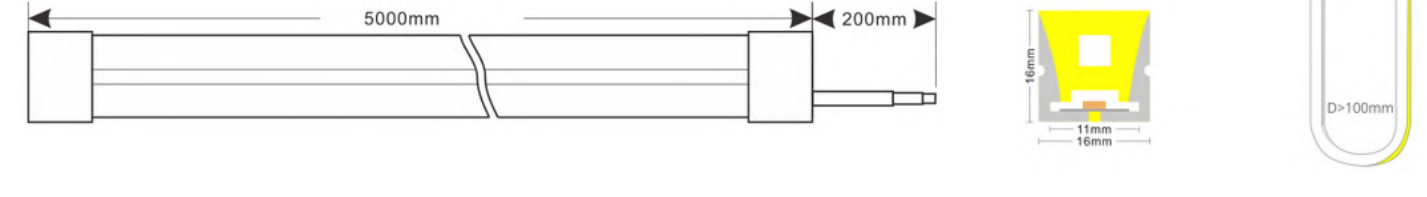

◆ **Product Parameters (1 pc)**

Model No.	NEON 1212X	Lumen	>480lm/m
Input Voltage	DC24V	Beam Angle	120°
Power	9.6W/m	Cut Section	50mm
LED QTY	120LEDs/m	Dimension	5000*12*12mm
CCT	2700K - 6500K	IP Rating	IP65/IP67
SDCM	≤5	Warranty	3 Years
CRI	>80	Package Info	L460*W250*H256mm(300m/Box)

◆ **Product Feature:**

- Top bending design
- Super bright, dot-free illumination
- Silicone tube sleeved, IP65 water-proof

Model NEON Rope Lights 16x 16mm 14.4W/M

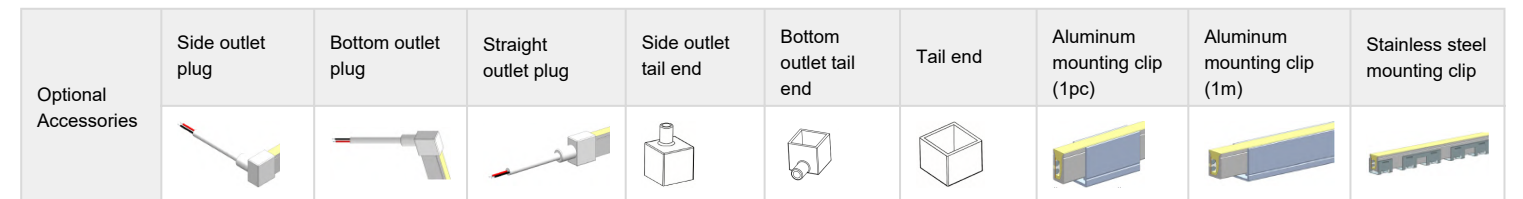
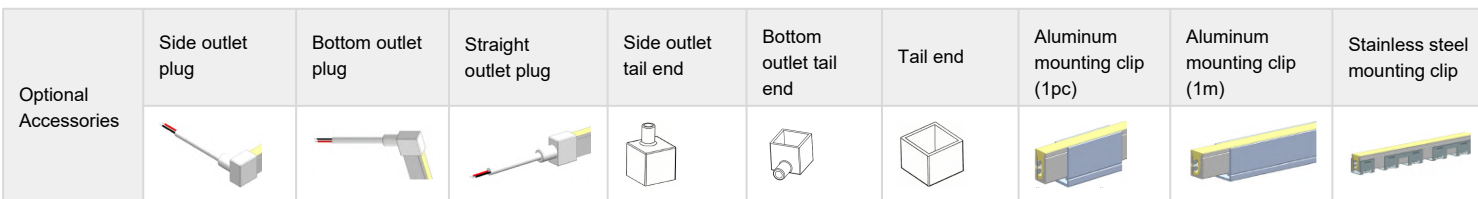


◆ **Product Parameters (1 pc)**

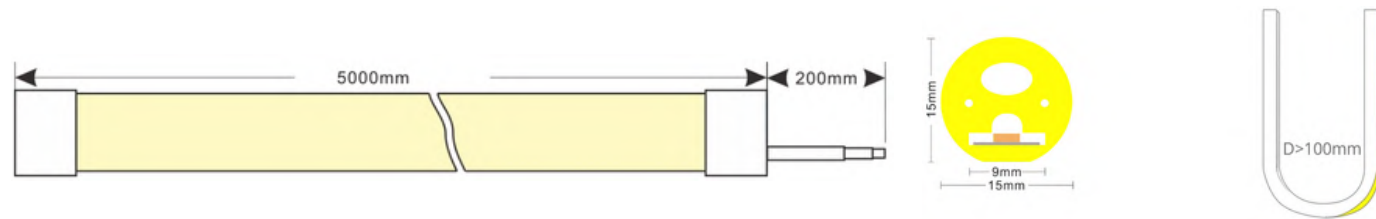
Model No.	NEON 1616X	CRI	>80
Input Voltage	DC24V	Beam Angle	120°
Power	14.4W/m	Cut Section	50mm
Lumen/Efficiency	>720lm/m	Dimension	5000*16*16mm
LED QTY	120LEDs/m	IP Rating	IP65/IP67
CCT	2700K-6500K	Warranty	3 Years
SDCM	≤5	Package Info	L460*W250*H256mm(300m/Box)

◆ **Product Feature:**

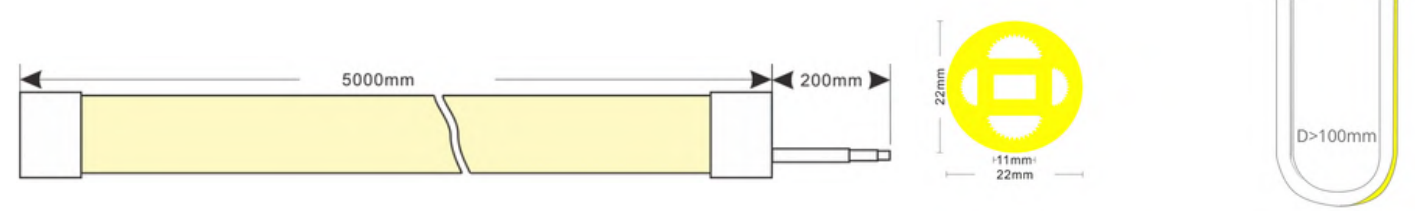

- Top bending design
- Super bright, dot-free illumination
- Silicone tube sleeved, IP65 water-proof



Model NEON Rope Lights D15 9.6W/M



Model NEON Rope Lights D22 12W/M



LED Neon Rope Lights

◆ **Product Parameters (1 pc)**

Model No.	NEON D15X	Lumen	>670lm/m
Input Voltage	DC24V	Beam Angle	270°
Power	9.6W/m	Cut Section	50mm
LED QTY	120LEDs/m	Dimension	D15*5000mm
CCT	2700K - 6500K	IP Rating	IP65/IP67
SDCM	≤5	Warranty	3 Years
CRI	>80	Package Info	L460*W250*H256mm(300m/Box)

◆ **Product Feature:**



- Side bending design
- Super bright, dot-free illumination
- Silicone tube sleeved, IP65 water-proof

◆ **Product Parameters (1 pc)**

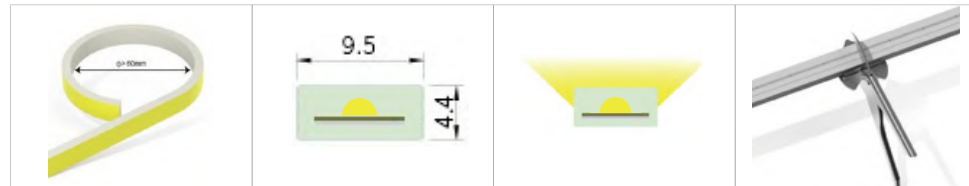
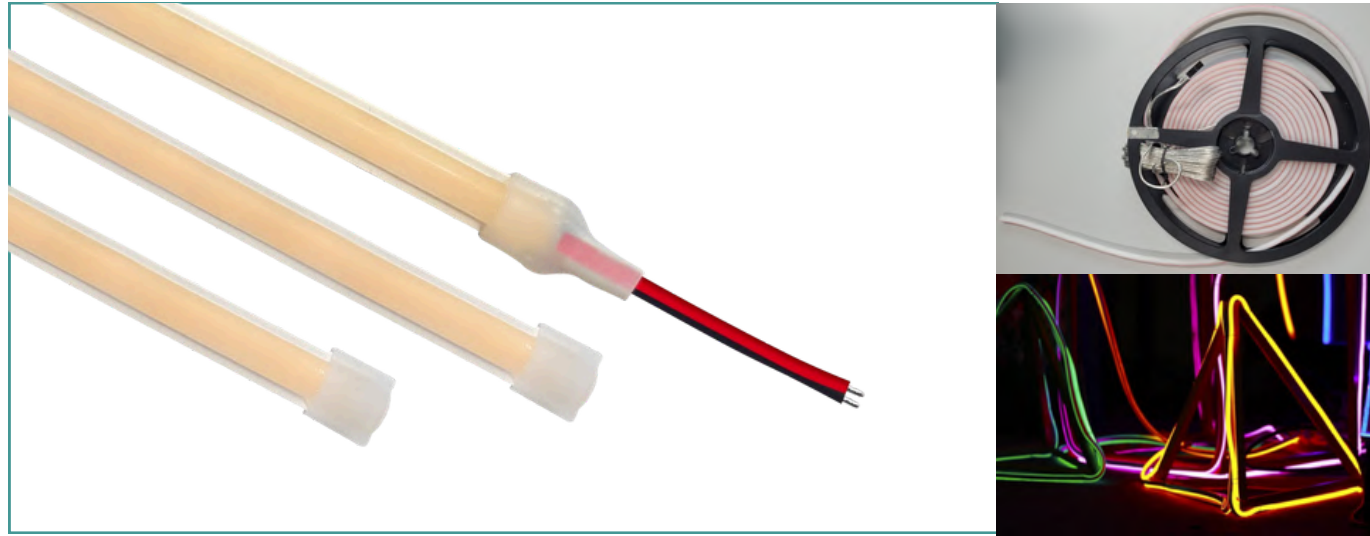
Model No.	NEON D22X	Lumen	>780lm/m
Input Voltage	DC24V	Beam Angle	360°
Power	12W/m	Cut Section	50mm
LED QTY	240LEDs/m	Dimension	D22*5000mm
CCT	2700K - 6500K	IP Rating	IP65/IP67
SDCM	≤5	Warranty	3 Years
CRI	>80	Package Info	L460*W250*H256mm(300m/Box)

◆ **Product Feature:**

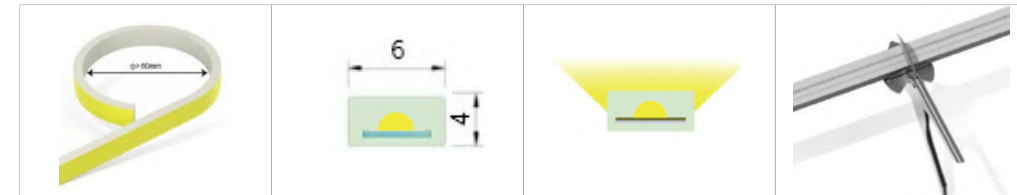

- Top/side bending design
- Super bright, dot-free illumination
- Silicone tube sleeved, IP65 water-proof



Model Silicone 10x 5mm 8W/M
Positive bending



Model Silicone 6x 4mm 6W/M
Positive bending



◆ **Product Parameters (1 pc)**

Model No.	Silicone O1005X	Lumen	>360lm/m
Input Voltage	DC12V/24V	Beam Angle	120°
Power	8W/m	Cut Section	10mm
LED QTY	300LEDs/m	Dimension	5000*10*5mm
CCT	2700K - 6500K	IP Rating	IP66
SDCM	≤5	Warranty	3 Years
CRI	>80	Package Info	L460*W250*H256mm(300m/Box)

◆ **Product Feature:**

- Silicone extrusion process, stable consistency & short lead time
- Flexible cuttable strip, cut every 10mm; min vertical bend diameter 100mm
- 5m/roll, 360lm/m, CCT 2700K–6500K available
- 12V/24V low voltage, max 28W per spool, IP66 waterproof
- Suitable for curved surfaces, plug-and-play for indoor & outdoor use

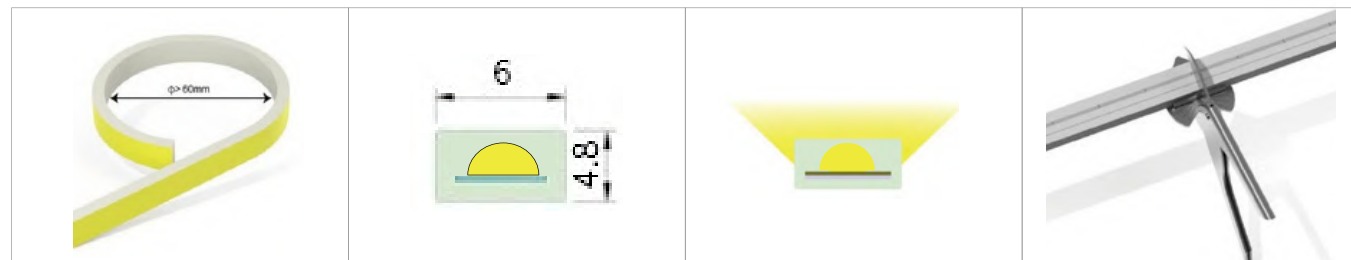
◆ **Product Parameters (1 pc)**

Model No.	Silicone O0604X	Lumen	>360lm/m
Input Voltage	DC12V/24V	Beam Angle	120°
Power	6W/m	Cut Section	10mm
LED QTY	288LEDs/m	Dimension	5000*6*4mm
CCT	2700K - 6500K	IP Rating	IP66
SDCM	≤5	Warranty	3 Years
CRI	>80	Package Info	L460*W250*H256mm(300m/Box)

	Side outlet tail end	Tail end	Installation clip
Optional Accessories			

	Side outlet tail end	Tail end	Installation clip
Optional Accessories			

Model Silicone 6x 5mm 8W/M
Positive bending

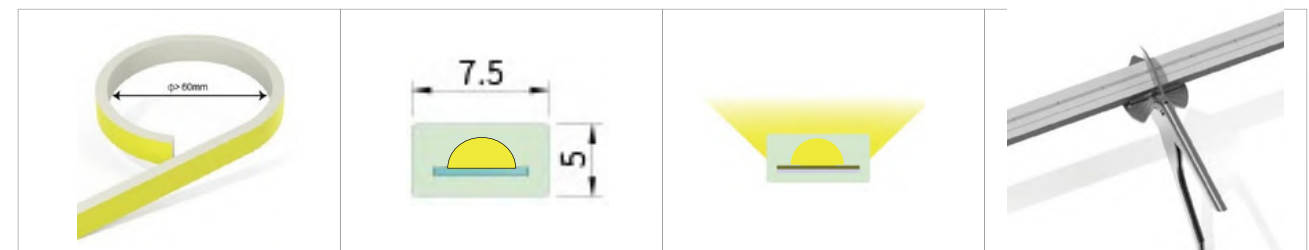


◆ **Product Parameters (1 pc)**

Model No.	Silicone T0605X	Efficiency	>105lm/W
Input Voltage	DC12V/24V	Beam Angle	180°
Power	8W/M	Cut Section	25mm/12V, 50mm/24V
LED QTY	280LED/M	Dimension	5000*6*4.8mm
CCT	2700-6500K	IP Rating	IP65/IP67/IP68
SDCM	<5	Warranty	3 Years
CRI	>90	Package Info	L22*W22*H26cm(500m/Box)

	Side outlet tail end	Tail end	Installation clip
Optional Accessories			

Model Silicone 7.5x 5.5mm 8W/M
Positive bending



◆ **Product Parameters (1 pc)**

Model No.	Silicone T0705X	Efficiency	>105lm/W
Input Voltage	DC12V/24V	Beam Angle	180°
Power	8W/M	Cut Section	25mm/12V, 50mm/24V
LED QTY	280LED/M	Dimension	5000*7.5*5.5mm
CCT	2700-6500K	IP Rating	IP65/IP67/IP68
SDCM	<5	Warranty	3 Years
CRI	>90	Package Info	L22*W22*H26cm(500m/Box)

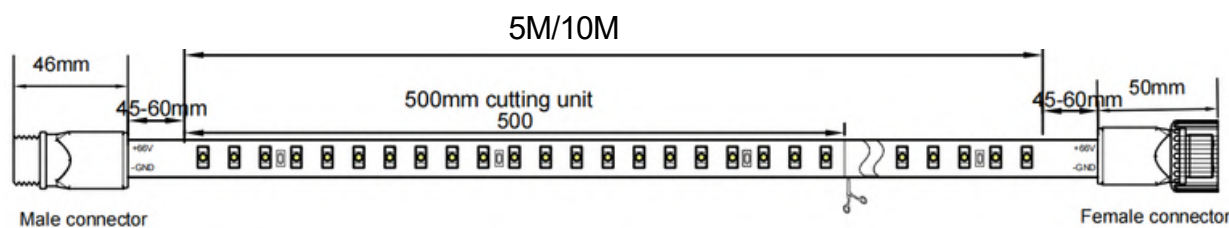

	Side outlet tail end	Tail end	Installation clip
Optional Accessories			

Product Feature:

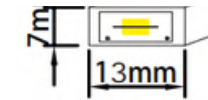
- PVC extrusion molding process, high product consistency, short production cycle.
- The shell is molded twice, with a protection level of IP65, and can be used both indoors and outdoors.
- DC24V/DC36V/AC110V/AC127V/AC220V/AC260V option
- LED light source, low energy consumption, high lifespan.
- Front flexible lamp body, with no restrictions on curved surfaces or corners.
- Easy installation, the entire 50 meter strip can be powered on both sides to ensure consistent brightness
- 2 years warranty.

Available Options & Standard Length

- Low voltage: DC24V / DC36V
- High voltage: AC110V / AC127V / AC220V / AC260V
- 5M / 10M / 50M / Full Reel customized length



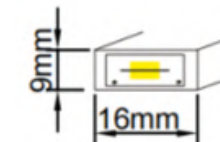
Model High Voltage Strip 2835 120LED/M 8W



Product Parameters (1 pc)

Model No.	Wavelength (nm) Color Temp (K)	Number of LEDs	Voltage (V AC)	Power (W)	Current (A)	Radiance Angle (°)	CRI	Lum. Flux (lm)	Operation Temperature	Protection level
2835UVWx-120-220VW	2700-6500K	120	110-240	8	0.03	120	RA>90	890	-40~+60°C	IP65
2835UVWx-120-220VF	2700-6500K	120	110-240	8	0.03	120	RA>90	890	-40~+60°C	IP20

Model High Voltage Strip 2835 180LED/M 12W

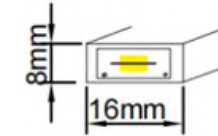


Product Parameters (1 pc)

Model No.	Wavelength (nm) Color Temp (K)	Number of LEDs	Voltage (V AC)	Power (W)	Current (A)	Radiance Angle (°)	CRI	Lum. Flux (lm)	Operation Temperature	Protection level
2835UVWx-180-220VW	2700-6500K	180	110-240	12	0.05	120	RA>90	1320	-40~+60°C	IP65
2835UVWx-180-220VF	2700-6500K	180	110-240	12	0.05	120	RA>90	1320	-40~+60°C	IP20




Model High Voltage Strip 5050 60LED/M 12W

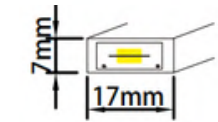


◆ **Product Parameters (1 pc)**

Model No.	Wavelength (nm) Color Temp (K)	Number of LEDs	Voltage (V AC)	Power (W)	Current (A)	Radiance Angle (°)	CRI	Lum. Flux (lm)	Operation Temperature	Protection level
5050UVWx-60-220VW	2700-6500K	60	110-240	12	0.05	120	RA>90	1320	-40~+60°C	IP65
5050UVWx-60-220VF	2700-6500K	60	110-240	12	0.05	120	RA>90	1320	-40~+60°C	IP20



Model High Voltage Strip 5050RGB 60LED/M 12W



◆ **Product Parameters (1 pc)**

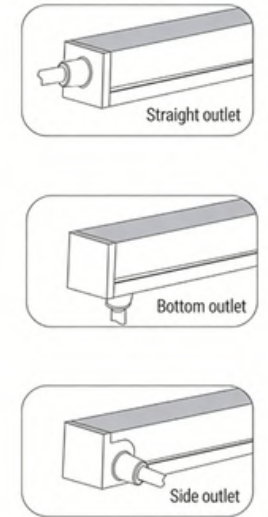
Model No.	Wavelength (nm) Color Temp (K)	Number of LEDs	Voltage (V AC)	Power (W)	Current (A)	Radiance Angle (°)	CRI	Lum. Flux (lm)	Operation Temperature	Protection level
5050Ux-60-220VW	RGB	60	110~240	12	0.05	120	/	/	-40~+60°C	IP65
5050Ux-60-220VF	RGB	60	110~240	12	0.05	120	/	/	-40~+60°C	IP20



Bendable LED Light Bar for gondola

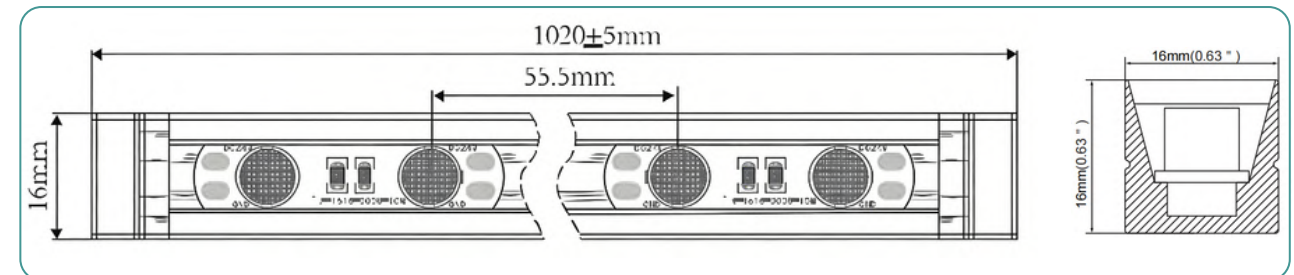


Outlet mode



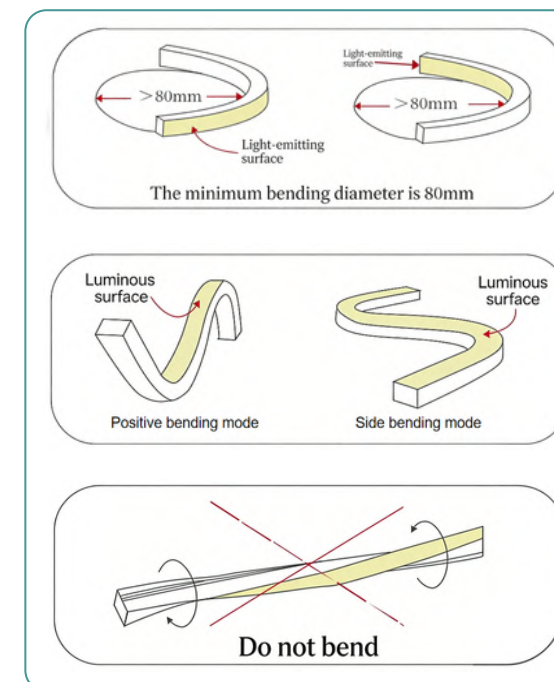
◆ Product Feature:

- Four-side flexible bending, easily fits complex installation scenarios
- IP67 waterproof grade for damp and outdoor occasions
- High luminous efficiency over 90lm/W with ultra-low energy consumption
- Beam angle over 120°, offering larger shelf illumination area
- Various color options available, no UV radiation
- 2 years quality warranty



◆ Product Parameters (1 pc)

Section size: W16 * H16mm	Recommended LED beads: 2835	Luminous angle: 30°/30°55°
Luminous surface: 12mm	Recommended number of lights: 36 lights	Working temperature: Ta: -30~50 °C
Applicable board width: 10mm	Temperature: 2700/3000/4000/6000K	Storage temperature: 0 °C~60 °C
Bending direction: positive bending/side bending	Material: Silicone	Cutable Distance: 55.5mm
Recommended power: 18W/M	Protection level: IP65	Molded plug: straight outlet/bottom outlet/side outlet



Optional LED Color Temperature


2700K Ra90	3000K Ra90	3500K Ra90
4000K Ra90	5000K Ra90	6000K Ra90

ACCESSORIES:
Aluminum mounting profile
Aluminum Mounting clip




LED light sheet ---Flexible, Ultra-Thin, Uniform


Model LED Sheet single color 576D*-24W-240*480MM



Model LED Sheet Dual Color 576D-48W-240*480MM




Model LED Sheet RGBW 288D-48W-240*480MM

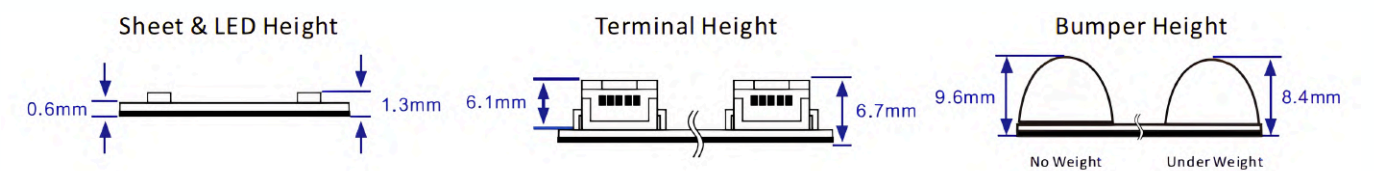


◆ Product Feature:

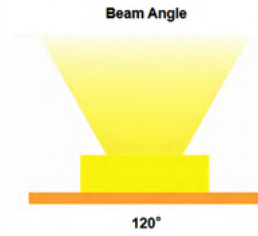

- Ultra-thin & flexible — fits tight or curved spaces
- Cuttable & customizable — any shape, any size
- Uniform, shadow-free illumination
- Energy-saving — long service life
- Low-voltage, recyclable — safe & green
- Easy to install — low maintenance



Silicone LED Spacer
Height: 5mm – 20mm |
Sheet Mount

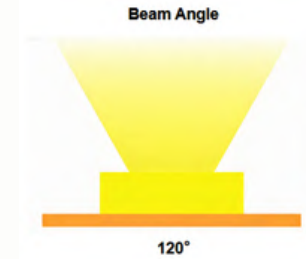



Model LED Sheet single color 576D*-24W-240*480MM



LED light sheet Parameters

Model LED Sheet Dual Color 576D-48W-240*480MM



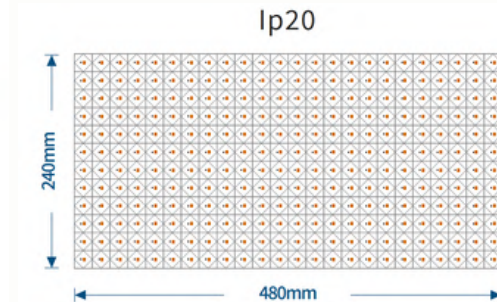
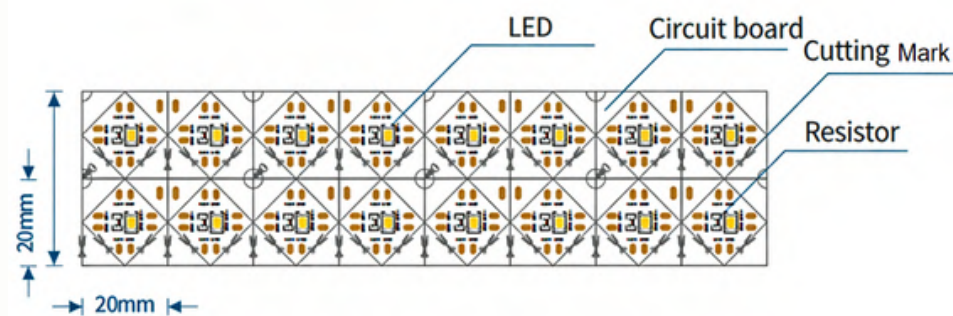
◆ Product Parameters (1 pc)

INPUT VOLTAGE	INPUT FREQUENCY	LIGHT SOURCE	POWER CONSUMPTION	THE LENGTH OF THE ELEMENT
DC24V	Flicker-free	2835 LED (288*2 PCS/P)	24+24W/P (±0.5)	20*20mm (DC24V)
LUMINOUS FLUX	LUMINOUS EFFICIENCY	COLOUR TEMPERATURE	COLOUR INDEX (CRI)	SDCM
≥2400LM/P	≥100 LM/W	3000K/4000K/6000K	≥95	≤3
SMD2835 Single Chip	Outer Sheath Rubber	FPC Board	Resistor	POWER FACTOR (PF)
San'an Optoelectronics 1W	/	Flexible Electroplated Board 25/50	1/8W 202*288	≥0.85


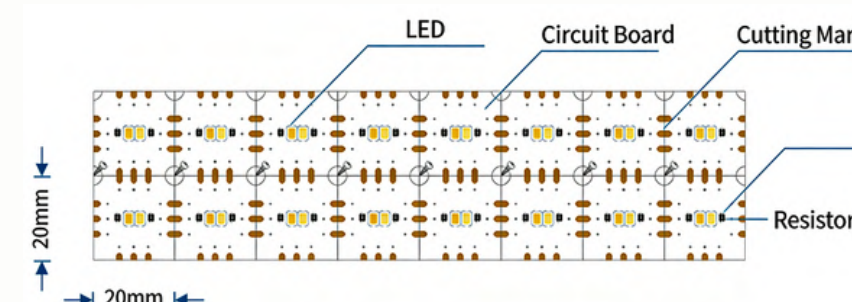
◆ Product Parameters (1 pc)

INPUT VOLTAGE	INPUT FREQUENCY	LIGHT SOURCE	POWER CONSUMPTION	THE LENGTH OF THE ELEMENT
DC24V	Flicker-free	2835 LED (288*2 PCS/P)	24+24W/P (±0.5)	20*20mm (DC24V)
LUMINOUS FLUX	LUMINOUS EFFICIENCY	COLOUR TEMPERATURE	COLOUR INDEX (CRI)	SDCM
≥4800LM/P	≥100 LM/W	2700-6000K	≥95	≤3
SMD2835 Single Chip	Outer Sheath Rubber	FPC Board	Resistor	POWER FACTOR (PF)
San'an Optoelectronics 1W	/	Flexible Electroplated Board 25/50	1/8W 202*288	≥0.85

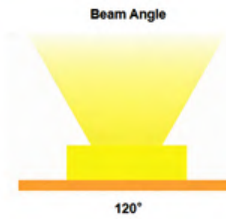

◆ Dimension(1 pc,unit:mm)



◆ Dimension(1 pc,unit:mm)



Model LED Sheet RGBW 288D-48W-240*480MM



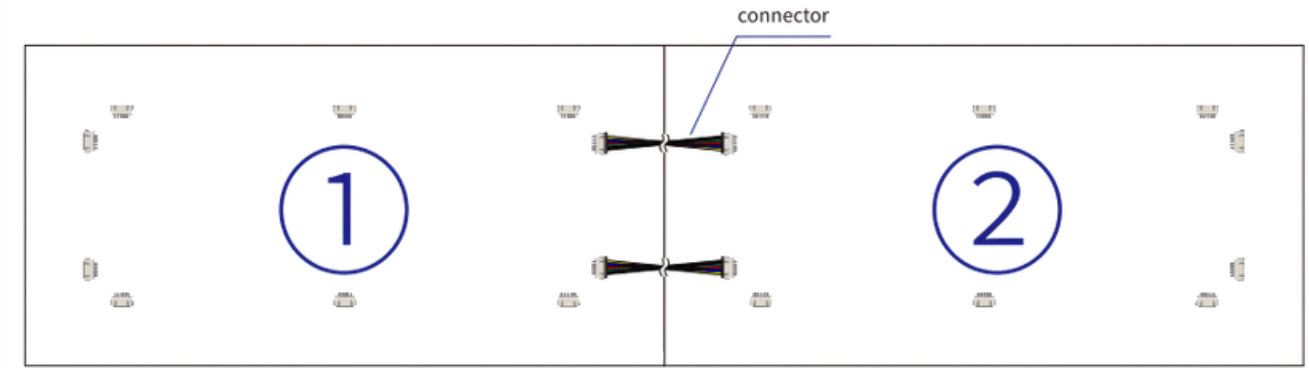
◆ Product Parameters (1 pc)

INPUT VOLTAGE	INPUT FREQUENCY	LIGHT SOURCE	POWER CONSUMPTION	THE LENGTH OF THE ELEMENT
DC24V	Flicker-free	5050 LED (288 PCS/P)	48W/P (±0.5)	40×120mm (DC24V)
SMD2835 Single Chip	FPC Board	COLOUR INDEX (CRI)	Resistor	Wire
San'an Optoelectronics 1W	Flexible Electroplated Board 25/50	RGBW (2700K/3000K/4000K/6000K)	1/8W (361+751)	Silicone 0.5²4150mm

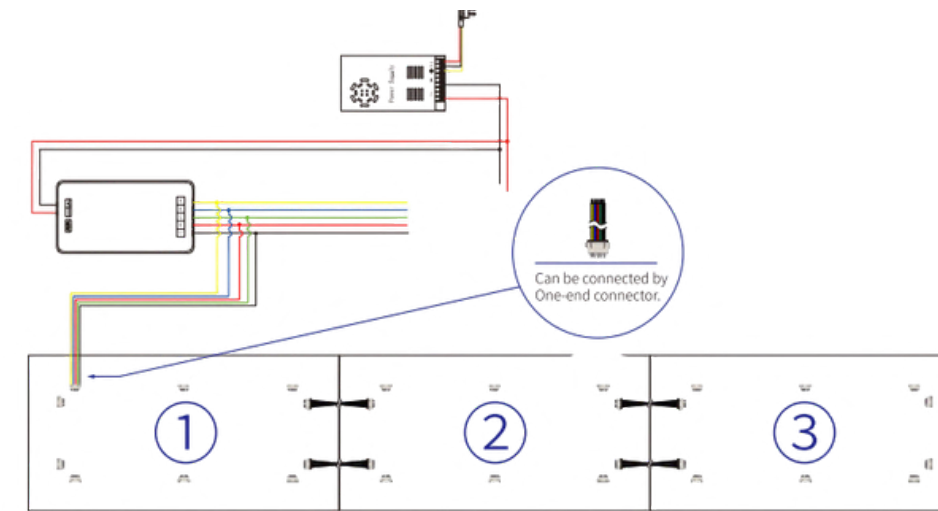
LED light sheet

Connection Diagram

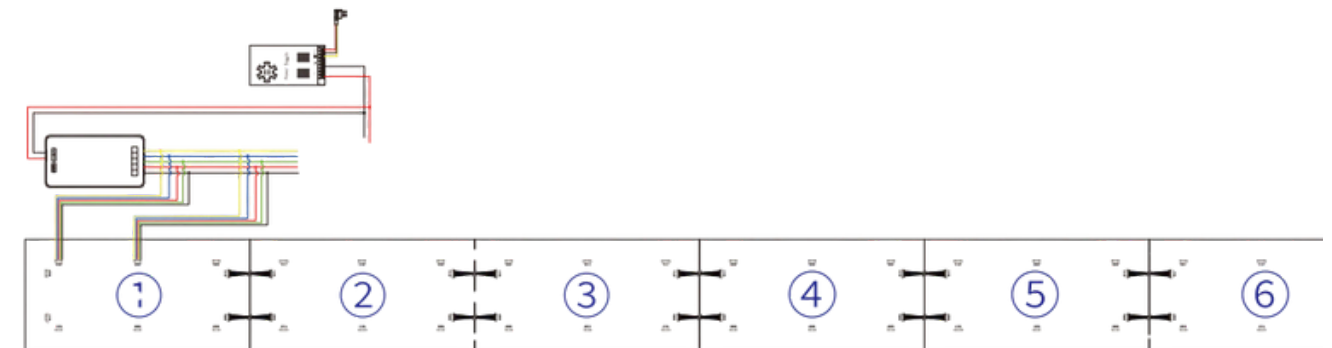
- Connection of plate




- Single power supply point



- Series Connection



Model SMD COB 5x2mm 400P 10W/M

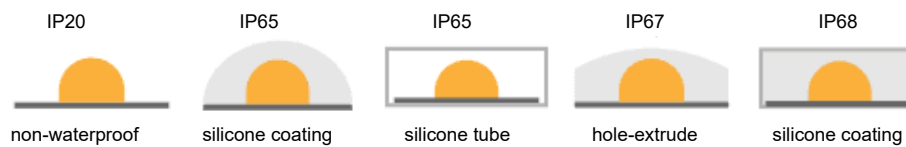
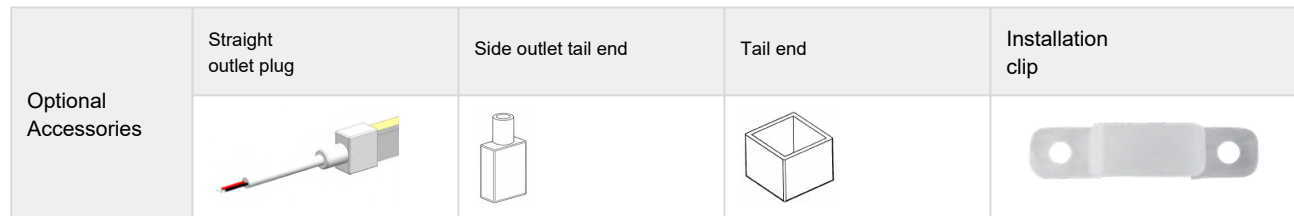


Product Parameters (1 pc)


Model No.	COB 400P	Efficiency	>105lm/W
Input Voltage	DC12V/24V	Beam Angle	180°
Power	10W/m	Cut Section	10mm/12V, 20mm/24V
LED QTY	400LEDs/m	Dimension	5000*5*2.3mm
CCT	2700K - 6500K	IP Rating	IP20/IP65/IP67/IP68
SDCM	≤5	Warranty	2 Years
CRI	>90	Package Info	L40*W22.5*H25cm(500m/Box)

Product Feature:

- 400chips, 105lm/W, dot-free
- Solderless, reel to reel technology
- 180 degree beam angle
- CRI90+, for decorative lighting
- Super slim, 5mm width for tight space application



Model SMD COB 8x2mm 480P 11W/M

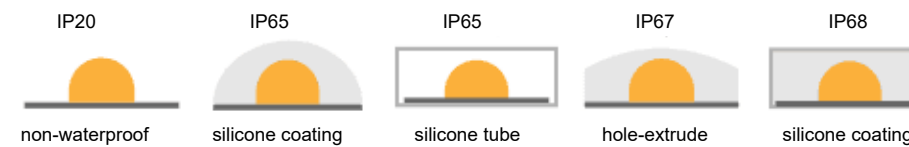
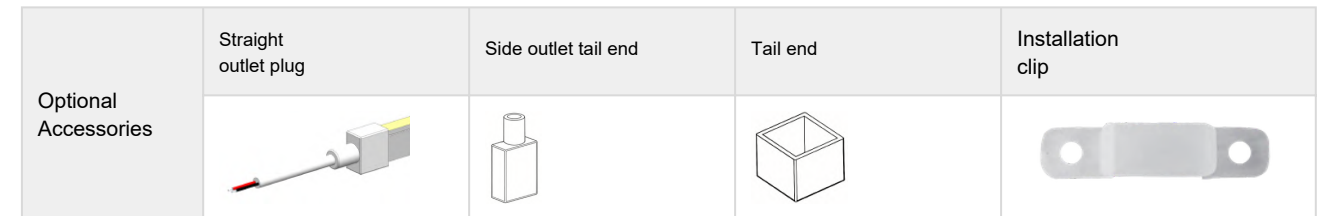


Product Parameters (1 pc)


Model No.	COB 480P	Efficiency	>100lm/W
Input Voltage	DC12V/24V	Beam Angle	180°
Power	11W/m	Cut Section	25mm/12V, 50mm/24V
LED QTY	480LEDs/m	Dimension	5000*8*2.3mm
CCT	2700K - 6500K	IP Rating	IP20/IP65/IP67/IP68
SDCM	≤5	Warranty	2 Years
CRI	>90	Package Info	L46*W25*H26cm(400m/Box)

Product Feature:

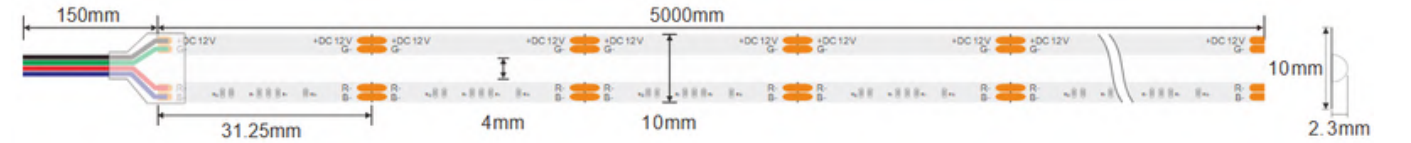

- 480chips/m, 100lm/W, dot-free
- Available in color temperature 2700K to 6500K
- Dimmable
- 180 degree beam angle
- CRI90+, for decorative lighting
- Solderless, reel to reel technology



Model SMD COB 10x2mm 528P 14W/M



Model SMD COB 10x2mm RGB 576P 14W/M



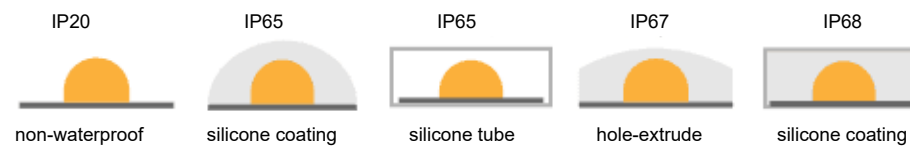
◆ **Product Parameters (1 pc)**

Model No.	COB 528P	Efficiency	>105lm/W
Input Voltage	DC12V/24V	Beam Angle	180°
Power	14W/M	Cut Section	45.45mm
LED QTY	528LED/M	Dimension	5000*10*2.3mm
CCT	2700-6500K	IP Rating	IP20/IP65/IP67/IP68
SDCM	<5	Warranty	3 Years
CRI	>90	Package Info	L22*W22*H26cm(500m/Box)

◆ **Product Feature:**

- 528chips, 100lm/W, dot-free
- High power to 14W/m
- 180 degree beam angle
- CRI90+, for decorative lighting

Optional Accessories	Side outlet tail end	Tail end	Installation clip



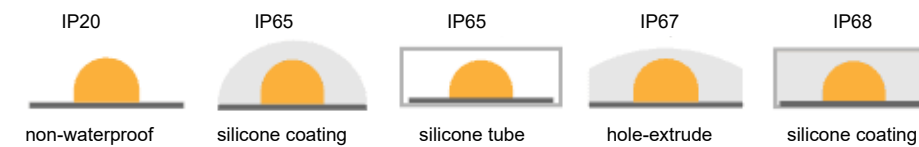
◆ **Product Parameters (1 pc)**

Model No.	COB RGB576P	Efficiency	N/A
Input Voltage	DC12V/24V	Beam Angle	180°
Power	14W/m	Cut Section	31.25mm/12V, 62.5mm/24V
LED QTY	576LEDs/m	Dimension	5000*10*2.3mm
CCT	RGB	IP Rating	IP20/IP65/IP67/IP68
SDCM	N/A	Warranty	3 Years
CRI	N/A	Package Info	L22*W22*H26cm(500m/Box)

◆ **Product Feature:**

- 576chips, dot-free
- 180 degree beam angle
- Millions of color options by working with controller

Optional Accessories	Side outlet tail end	Tail end	Installation clip



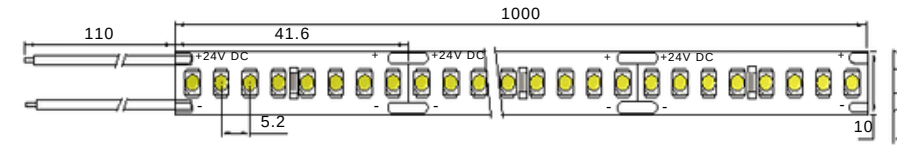
◆ **Product Feature:**

- High CRI (>90) — makes food look fresh and appetizing
- Special color rendering — ideal for meat, bakery, produce
- Low heat emission — safe for refrigerated displays
- Easy installation — peel and stick



Model Food Display SMD 3528 192LED/M 22W

◆ **Dimension(1 meter,unit:mm)**



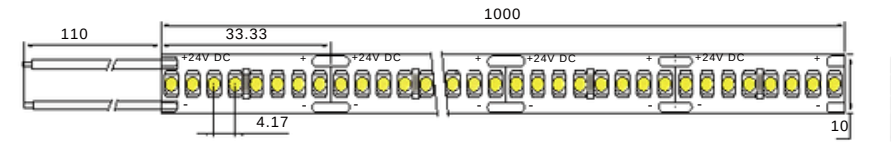
◆ **Product Parameters (1 meter)**

Model No.	Color Temp (K)	Wavelength (nm)	Lum. Flux (lm)	Number of LEDs	Voltage (V DC)	Power (W)	Current (A)	Radiance Angle(°)	CRI	Operation Temp	Protection level
3528UWx-192-24VW-M	Pink (for meat)	2000±100K	1980lm	192	24	22	0.91	120	RA>90	-30~+60°C	IP65
3528UWx-192-24VF-M	Amber (for bread)	2300±100K	2200lm	192	24	22	0.91	120	RA>90	-30~+60°C	IP65
3528UWx-192-24VW-W	White (for vegetable)	2600±100K	2400lm	192	24	22	0.91	120	RA>90	-30~+60°C	IP65



Model Food Display SMD 3528 240LED/M 28.8W

◆ **Dimension(1 meter,unit:mm)**



◆ **Product Parameters (1 meter)**

Model No.	Color Temp (K)	Wavelength (nm)	Lum. Flux (lm)	Number of LEDs	Voltage (V DC)	Power (W)	Current (A)	Radiance Angle(°)	CRI	Operation Temp	Protection level
3528UW-240-24VW-M	Pink (for meat)	2000±100K	2380	240	24	28.8	1.2	120	RA>90	-30~+60°C	IP65
3528UW-240-24VW-B	Amber (for bread)	2300±100K	2660	240	24	28.8	1.2	120	RA>90	-30~+60°C	IP65
3528UW-240-24VW-V	White (for vegetable)	5500±200K	2800	240	24	28.8	1.2	120	RA>90	-30~+60°C	IP65



◆ **Product Feature:**

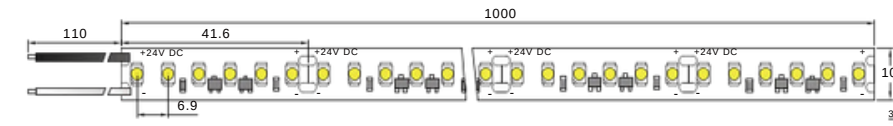
- Constant current IC design — eliminates voltage drop
- Uniform brightness — same color and brightness from start to end
- Max length: 10-15 meters per reel
- High efficacy — >100 LM/W
- High CRI — Ra>80 / Ra>90 options
- IP ratings: IP20 / IP65 (NANO) / IP67
- 15 meters per reel



Model Constant Current SMD3528 144LED/M 14.4W

100 LM/W RA>80 15M/reel

◆ **Dimension(1 meter,unit:mm)**



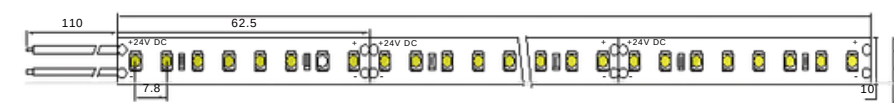
◆ **Product Parameters (1 meter)**

Model No.	Wavelength (nm) Color Temp (K)	Number of LEDs	Voltage (V DC)	Power (W)	Current (A)	Radiance Angle(°)	CRI	Lum. Flux (lm)	Operation Temperature	Protection level
3528UWx-144-24VW-IC	2700-6500K	144	24	14.4	0.6	120	RA>80	1440	-40~+60°C	IP67
3528UWx-144-24VF-IC	2700-6500K	144	24	14.4	0.6	120	RA>80	1440	-40~+60°C	IP20

Model Constant Current SMD3528 128LED/M 11.52W

100 LM/W RA>80 15M/reel

◆ **Dimension(1 meter,unit:mm)**



◆ **Product Parameters (1 meter)**

Model No.	Wavelength (nm) Color Temp (K)	Number of LEDs	Voltage (V DC)	Power (W)	Current (A)	Radiance Angle(°)	CRI	Lum. Flux (lm)	Operation Temperature	Protection level
2835UWx-128-24VW-IC	2700-6500K	60	24	11.52	0.48	120	RA>80	1150	-40~+60°C	Nano
2835UWx-128-24VF-IC	2700-6500K	60	24	11.52	0.48	120	RA>80	1150	-40~+60°C	IP20



High Light Efficiency LED Strip

◆ **Product Feature:**

- High Light Efficiency for Energy Saving, up to 130LM/W
- High Color Rendering: Ra>80 / Ra>90, 3 SDCM, Color Temperature Tolerance ±100K
- Multiple Protection Grade Options: IP20, IP65 , IP67

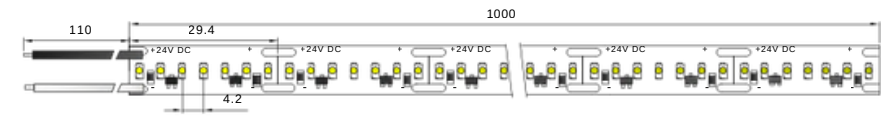


High-Efficiency LED Strip

Model High Efficiency SMD3014 238LED/M 21W

130LM/W RA>80 5M/reel

◆ **Dimension(1 meter,unit:mm)**



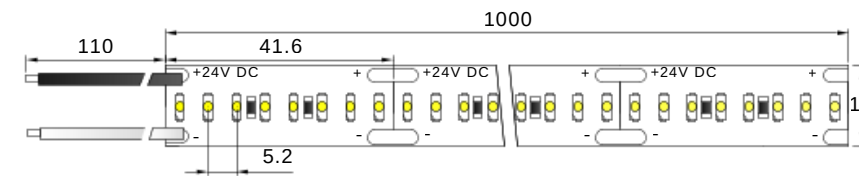
◆ **Product Parameters (1 meter)**

Model No.	Wavelength (nm) Color Temp (K)	Number of LEDs	Voltage (V DC)	Power (W)	Current (A)	Radiance Angle(°)	CRI	Lum. Flux (lm)	Operation Temperature	Protection level
3014UWx-238-24VW-IC	2700-6500K	238	24	21	0.875	120	RA>90	2100	-40~+60°C	Nano
3014UWx-238-24VF-IC	2700-6500K	238	24	21	0.875	120	RA>90	2100	-40~+60°C	IP20

Model High Efficiency SMD3014 192LED/M 20W

130LM/W RA>80 5M/reel

◆ **Dimension(1 meter,unit:mm)**



◆ **Product Parameters (1 meter)**

Model No.	Wavelength (nm) Color Temp (K)	Number of LEDs	Voltage (V DC)	Power (W)	Current (A)	Radiance Angle(°)	CRI	Lum. Flux (lm)	Operation Temperature	Protection level
3014UWx-192-24VW	2700-6500K	192	24	20	0.83	120	RA>90	2600	-40~+60°C	Nano
3014UWx-192-24VF	2700-6500K	192	24	20	0.83	120	RA>90	2600	-40~+60°C	IP20

◆ **Product Feature:**

- High Power LED Strip — 25W-35W/m
- Power options: 25W, 30W, 35W per meter
- High efficacy — 105 LM/W
- High CRI — Ra>80 / Ra>90 options
- Tight color consistency — 3SDCM (±100K)
- IP ratings: IP20 / IP65
- Applications: General lighting, architectural illumination, backlighting for large signs



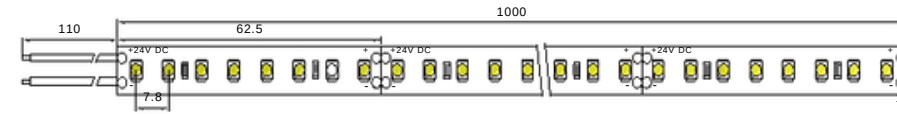
Ultra-High Power LED Strips



Model Super High 2835 128LED/M 25W

100LM/W RA>80 5M/reel

◆ **Dimension(1 meter,unit:mm)**



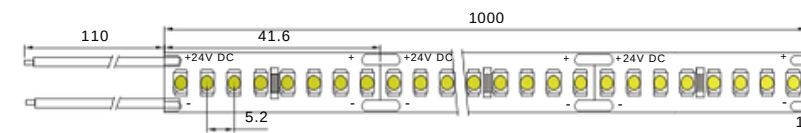
◆ **Product Parameters (1 meter)**

Model No.	Wavelength (nm) Color Temp (K)	Number of LEDs	Voltage (V DC)	Power (W)	Current (A)	Radiance Angle(°)	CRI	Lum. Flux (lm)	Operation Temperature	Protection level
2835UWx-128-24VW	2700-6500K	128	24	25	1.05	120	RA>80	2500	-40~+60°C	IP65
2835UWx-128-24VF	2700-6500K	128	24	25	1.05	120	RA>80	2500	-40~+60°C	IP20

Model Super High 2835 192LED/M 30W

100LM/W RA>80 5M/reel

◆ **Dimension(1 meter,unit:mm)**



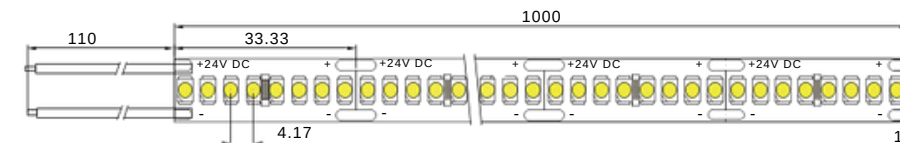
◆ **Product Parameters (1 meter)**

Model No.	Wavelength (nm) Color Temp (K)	Number of LEDs	Voltage (V DC)	Power (W)	Current (A)	Radiance Angle(°)	CRI	Lum. Flux (lm)	Operation Temperature	Protection level
2835UWx-192-24VW	2700-6500K	192	24	30	1.25	120	RA>80	3000	-40~+60° C	IP65
2835UWx-192-24VF	2700-6500K	192	24	30	1.25	120	RA>80	3000	-40~+60° C	IP20

Model Super High 2835 240LED/M 35W

100LM/WRA>80 3M/reel

◆ **Dimension(1 meter,unit:mm)**



◆ **Product Parameters (1 meter)**

Model No.	Wavelength (nm) Color Temp (K)	Number of LEDs	Voltage (V DC)	Power (W)	Current (A)	Radiance Angle(°)	CRI	Lum. Flux (lm)	Operation Temperature	Protection level
2835UWx-240-24VW	2700-6500K	240	24	35	1.45	120	RA>80	3500	-40~+60°C	IP65
2835UWx-240-24VF	2700-6500K	240	24	35	1.45	120	RA>80	3500	-40~+60°C	IP20

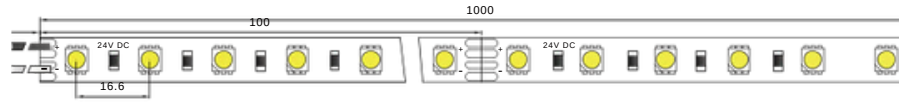


Model LED Flex Strip SMD 5050 60LED/M 14.4W

100LM/W RA>80 5M/reel



◆ Dimension(1 meter,unit:mm)



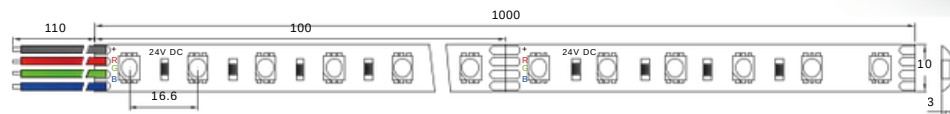
◆ Product Parameters (1 pc)

Model No.	Wavelength (nm) Color Temp (K)	Number of LEDs	Voltage (V DC)	Power (W)	Current (A)	Radiance Angle(°)	CRI	Lum. Flux (lm)	Operation Temperature	Protection level
5050UWx-60-24VW	2700-6500K	60	24	14.4	0.6	120	RA>80	1400	-30~+60°C	IP67
5050UWx-60-24VF	2700-6500K	60	24	14.4	0.6	120	RA>80	1400	-30~+60°C	IP20

Model LED Flex Strip SMD 5050RGB 60LED/M 14.4W



◆ Dimension(1 meter,unit:mm)



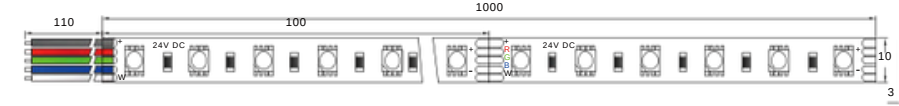
◆ Product Parameters (1 meter)

Part Number	Color	Wavelength (nm)	Lum. Flux (lm)	Radiance Angle(°)	Number of LEDs	Working Voltage (V DC)	Current (A)	Power (W)	Protection level
5050RGB-60-24VW	Red	623 ± 5	120	120	60	24	0.2	4.8	IP67
5050RGB-60-24VW	Green	520 ± 5	300	120	60	24	0.2	4.8	IP67
5050RGB-60-24VW	Blue	465 ± 5	70	120	60	24	0.2	4.8	IP67
5050RGB-60-24VF	Red	623 ± 5	120	120	60	24	0.2	4.8	IP20
5050RGB-60-24VF	Green	520 ± 5	300	120	60	24	0.2	4.8	IP20
5050RGB-60-24VF	Blue	465 ± 5	70	120	60	24	0.2	4.8	IP20

Model LED Flex Strip SMD 5050RGBW 60LED/M 19.2W




◆ Dimension(1 meter,unit:mm)



◆ Product Parameters (1 meter)

Part Number	Color	Wavelength (nm)	Lum. Flux (lm)	Radiance Angle(°)	Number of LEDs	Working Voltage (V DC)	Current (A)	Power (W)	Protection level
5050RGBW-60-24VW	Red	623±5 nm	120	120	60	24	0.2	4.8	IP67
5050RGBW-60-24VW	Green	520±5 nm	300	120	60	24	0.2	4.8	IP67
5050RGBW-60-24VW	Blue	465±5 nm	70	120	60	24	0.2	4.8	IP67
5050RGBW-60-24VW	Warm White	3000±150 K	360	120	60	24	0.2	4.8	IP67
5050RGBW-60-24VF	Red	623±5 nm	120	120	60	24	0.2	4.8	IP20
5050RGBW-60-24VF	Green	520±5 nm	300	120	60	24	0.2	4.8	IP20
5050RGBW-60-24VF	Blue	465±5 nm	70	120	60	24	0.2	4.8	IP20
5050RGBW-60-24VF	Warm White	3000±150 K	360	120	60	24	0.2	4.8	IP20





◆ **Product Feature:**

- 4K+ High-Definition Imaging Core
- High-Precision Light Source Distribution
- Nano-Level Light Condensing Technology
- Full-Angle Light Source Absorption
- Secondary Light Condensing for True Color Reproduction
- Optical Lens Light Condensing

• Operation method for replacing GOBO



Step 1: Screw out all the screws of the front cover of the machine.

Step 2: Take out the snap ring and GOBO

Step 3: Install new GOBO and snap ring,the GOBO need the reverse side up.

Step 4: Reinstall the front cover of the machine and complete the installation

◆ **Product Parameters**

Power:	15W~50W	Projection ratio:	1:0.3/1:0.36
Voltage:	110V-240V 50/60HZ	Operating temperature:	-40 ° ~ 60 ° C
Light source:	OSRAM	Optional remote control:	Infrared remote control
Color temperature:	3000-9000k (Default 8500K white light)	Shell material:	Aluminium alloy for complete machine
Lumen:	110LM/W	Imaging lens:	HD double-coated lens
Color rendering index:	85Ra	Power supply brand:	power supply
Protection level:	IP20	Heat dissipation system:	Aluminum air cooled radiator
Rotation or not:	Static/Rotation	Application scenario:	Indoor

Model FS/FM 35~160W Waterproof Series

◆ HD pattern projection lights




◆ **Product Parameters**

Power:	35W~160W	Projection ratio:	1:0.3/1:0.36/1:0.5/1:1 (Default:1:0.36)
Voltage:	110V-240V 50/60HZ	Operating temperature:	-40 ° ~ 60 ° C
Light source:	OSRAM	Optional remote control:	Infrared remote control
Color temperature:	3000-9000k (Default 8500K white light)	Shell material:	Aluminium alloy for complete machine
Lumen:	110LM/W	Imaging lens:	HD 6-layer coated lens
Color rendering index:	85Ra	Power supply brand:	power supply
Protection level:	IP44 or IP67	Heat dissipation system:	Aluminum air cooled radiator
Rotation or not:	Static/Rotation	Application scenario:	Indoor/outdoor


- Water ripple projection lights
Dynamic water rendering beautiful atmosphere, to create the first choice of net celebrity scene



- Color change projection lights
Color-changing logo attracts more passers-by



- Floating projection lights
Dynamic floating image is more vivid



- Dynamic creative projection lights
The combination of motion and stillness creates a better atmosphere



LED Gobo Projectors

- ◆ Water ripple projection lights



- ◆ Product Parameters


Power:	40W~160W	Projection ratio:	1:0. 7/1:1
Voltage:	110V-240V 50/60HZ	Operating temperature:	-40 ° ~ 60 ° C
Light source:	OSRAM	Optional remote control:	Infrared remote control
Color temperature:	3000-9000k (Default 8500K white light)	Shell material:	Aluminium alloy
Lumen:	110lm/W	Imaging lens:	HD 6-layer coated lens
Color rendering index:	85Ra	Power supply brand:	power supply
Protection level:	IP67/IP67	Heat dissipation system:	Aluminum blade /CPU grade copper radiator
Color pattern::	Monochrome/Multicolor /DMX512 sync	Application scenario:	Indoor/outdoor

Model FSW PROJECTION LIGHTS

- ◆ Color change projection lights



- ◆ Floating projection lights



- ◆ Product Parameters

Power:	35W~110W	Projection ratio:	1:0.3/1:0. 36
Voltage:	110V-240V 50/60HZ	Operating temperature:	-40 ° ~ 60 ° C
Light source:	OSRAM	Optional remote control:	Infrared remote control
Color temperature:	3000-9000k (Default 8500K)	Shell material:	Aluminium alloy for complete machine
Lumen:	110LM/W	Imaging lens:	HD 6-layer coated lens
Color rendering index:	85Ra	Power supply brand:	power supply
Protection level:	IP67	Heat dissipation system:	Aluminium vane radiator
Rotation or not:	Static/Rotation	Application scenario:	Indoor/Outdoor

- ◆ Dynamic creative projection lights




• 4 GOBO still projection lights



• 4 GOBO spin projection lights



• 7 GOBO spin projection lights



LED Gobo Projectors

◆ 4 GOBO still projection lights



◆ Product Parameters

Power:	40W~600W	Projection ratio:	1:0. 36/1:0. 5 / 1:0. 8/1:1
Voltage:	110V-240V 50/60HZ	Operating temperature:	-40 ° ~ 60 ° C
Light source:	OSRAM	Optional remote control:	infrared remote control /DMX512 synchronization
Color temperature:	3000-9000k (Default 8500K)	Shell material:	Aluminium alloy
Lumen:	110LM/W	Imaging lens:	HD 6-layer coated lens
Color rendering index:	85Ra	Power supply brand:	power supply
Protection level:	IP67 waterproof	Heat dissipation system:	Aluminum blade /CPU grade copper radiator
Rotation or not:	Static/Rotation	Application scenario:	Indoor/outdoor

◆ 4 GOBO spin projection lights



◆ 7 GOBO projection lights



◆ Product Parameters

Power:	60W~600W	Projection ratio:	1:0. 36/1:0. 5 / 1:0. 8/1:1
Voltage:	110V-240V 50/60HZ	Operating temperature:	-40 ° ~ 60 ° C
Light source:	OSRAM	Optional remote control:	infrared remote control /DMX512 synchronization
Color temperature:	3000-9000k (Default 8500K)	Shell material:	Aluminium alloy for complete machine
Lumen:	110LM/W	Imaging lens:	HD 6-layer coated lens
Color rendering index:	85Ra	Power supply brand:	power supply
Protection level:	IP67	Heat dissipation system:	Aluminum blade / CPU grade copper radiator
Rotation or not:	Static/Rotation	Application scenario:	Indoor/Outdoor

GOBO customization

Optional colors for simple color logo

PS: Black will not show in the actual effect



Classification of different GOBO color

Single color



Double color



Three color



Multicolour



LED Gobo Projector Accessories

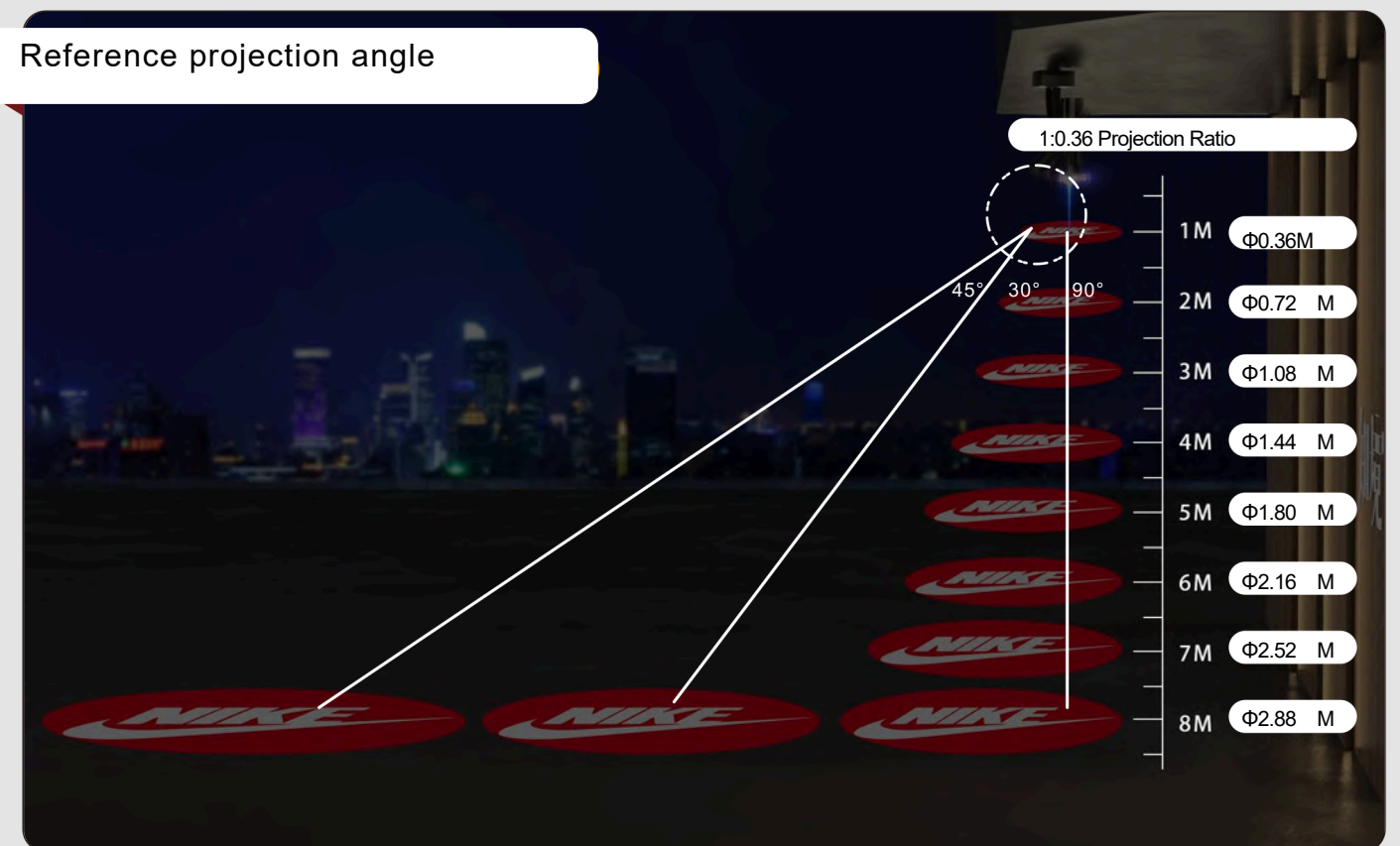
Lens/Projection Angle



Focusing lens only(Not include the internal condensing lens of projector)

Lenses are available in five types :1:0.3, 1:0.3, 1:0.5, 1:0.8, and 1:1 (For example, the default 1:0.36 lens can project 36cm pattern size at 1 meter distance.If the projection distance increases by 1 meter, the diameter of the projection pattern will increase by 36 cm)

Reference projection angle



MEANWELL AC-DC Enclosed LRS Series

MODEL No. LRS-200 / LRS-150 / LRS-100 / LRS-75 / LRS-35/50 / LRS-150F



MODEL No. LRS-350~600

Features

- Withstand 300VAC surge input for 5 sec
- 1U low profile (30~41mm)
- Withstand 5G vibration test
- High operating temperature up to 70°C
- Protections: Short circuit/Overload/Over voltage/Over temp.(LRS-150~1200)
- Cooling by free air convection (LRS-35~200)
- Up to 200% peak power capability (LRS-100N2/200N2/350N2/600N2)
- Forced air cooling by built-in DC fan (350~600W)
- Operating altitude up to 5000 meters
- Long MTBF, 1500k~3300k hrs all series
- LED indicator for power on
- 3 years warranty



MODEL	LRS-35-12	LRS-35-24	LRS-50-12	LRS-50-24	LRS-75-12	24V
DC VOLTAGE	12V	24V	12V	24V	12V	3.2A
RATED CURRENT	3A	1.5A	4.2A	2.2A	6A	0 ~ 3.2A
CURRENT RANGE	0 ~ 3A	0 ~ 1.5A	0 ~ 4.2A	0 ~ 2.2A	0 ~ 6A	76.8W
RATED POWER	36W	36W	50.4W	52.8W	72W	150mVp-p
RIPPLE & NOISE (max.) Note.2	120mVp-p	150mVp-p	120mVp-p	150mVp-p	120mVp-p	21.6 ~ 28.8V
VOLTAGE ADJ. RANGE	10.2 ~ 13.8V	21.6 ~ 28.8V	10.2 ~ 13.8V	21.6 ~ 28.8V	10.2 ~ 13.8V	±1.0%
VOLTAGE TOLERANCE Note.3	±1.0%	±1.0%	±1.0%	±1.0%	±1.0%	±0.5%
LINE REGULATION Note.4	±0.5%	±0.5%	±0.5%	±0.5%	±0.5%	±0.5%
LOAD REGULATION Note.5	±0.5%	±0.5%	±0.5%	±0.5%	±0.5%	±0.5%

MODEL	LRS-100-12	LRS-100-24	LRS-150-12	LRS-150-24	LRS-200-12	LRS-200-24	LRS-350-24
DC VOLTAGE	12V	24V	12V	24V	12V	24V	24V
RATED CURRENT	8.5A	4.5A	12.5A	6.5A	17A	8.8A	14.6A
CURRENT RANGE	0 ~ 8.5A	0 ~ 4.5A	0 ~ 12.5A	0 ~ 6.5A	0 ~ 17A	0 ~ 8.8A	0 ~ 14.6A
RATED POWER	102W	108W	150W	156W	204W	211.2W	350.4W
RIPPLE & NOISE (max.) Note.2	120mVp-p	150mVp-p	150mVp-p	200mVp-p	150mVp-p	150mVp-p	150mVp-p
VOLTAGE ADJ. RANGE	10.2 ~ 13.8V	21.6 ~ 28.8V	10.2 ~ 13.8V	21.6 ~ 28.8V	10.2 ~ 13.8V	21.6 ~ 28.8V	21.6 ~ 28.8V
VOLTAGE TOLERANCE Note.3	±1.0%	±1.0%	±1.0%	±1.0%	±1.5%	±1.0%	±1.0%
LINE REGULATION Note.4	±0.5%	±0.5%	±0.5%	±0.5%	±0.5%	±0.5%	±0.5%
LOAD REGULATION Note.5	±0.5%	±0.5%	±0.5%	±0.5%	±1.0%	±0.5%	±0.5%

SAFETY & EMC (Note 7)	SAFETY STANDARDS	UL62368-1, TUV BS EN/EN62368-1, BS EN/EN60335-1, BS EN/EN61558-1/-2-16, GB 4943.1, BSMI CNS15598-1, EAC TP TC 004, KC K60950-1(for LRS-150-12 only), BIS IS13252(Part1): 2010/IEC 60950-1: 2005(NOTE 9), AS/NZS 62368.1 (by CB) approved
	WITHSTAND VOLTAGE	I/P-O/P:4KVAC I/P-FG:2KVAC O/P-FG:1.25KVAC
	ISOLATION RESISTANCE	I/P-O/P, I/P-FG, O/P-FG:100M Ohms / 500VDC / 25°C / 70% RH
	EMC EMISSION	Compliance to BS EN/EN55032 (CISPR32) Class B, BS EN/EN55014, BS EN/EN61000-3-2 Class A(≤75% Load), BS EN/EN61000-3-3, GB17625.1, GB/T 9254.1, BSMI CNS15936, EAC TP TC 020, KC KN32, KN35(for LRS-150-12 only)
EMC IMMUNITY	Compliance to BS EN/EN61000-4-2,3,4,5,6,8,11, BS EN/EN61000-6-2 (BS EN/EN50082-2), BS EN/EN55035, heavy industry level, EAC TP TC 020, KC KN32, KN35(for LRS-150-12 only)	

LED Drivers AC/DC Plastic Case SLD Series



MODEL No. SLD-50 / SLD-80 / SLD-150

Features

- Constant voltage + constant current mode output
- Universal AC input: 110~305VAC
- Built-in active PFC function
- Plastic housing with Class II design
- Class 2 power unit (Except for SLD-80-12)
- Slim and linear housing design
- Meet with BS EN61347/EN60335 regulations
- No load power consumption<0.5W
- Protections: Short Circuit / Over Current / Over Voltage / Over Temp.
- 3 years warranty
- 5 years warranty (only for SLD-150)



MODEL	SLD-50-12	SLD-50-24
DC VOLTAGE	12V	24V
CONSTANT CURRENT REGION Note.2	8.4 ~12V	16.8 ~24V
RATED CURRENT	4.2A	2.1A
RATED POWER Note.5	50.4W	50.4W
RIPPLE & NOISE (max.) Note.3	150mVp-p	240mVp-p
VOLTAGE TOLERANCE Note.4	±4.0%	±3.0%
LINE REGULATION	±0.5%	±0.5%
LOAD REGULATION	±1.5%	±0.5%
SETUP, RISE TIME Note.6	500ms, 80ms 115VAC / 230VAC	
HOLD UP TIME (Typ.)	10ms/230VAC 10ms/115VAC	

MODEL	SLD-80-12	SLD-80-24
DC VOLTAGE	12V	24V
CONSTANT CURRENT REGION Note.2	8.4~12V	16.8~24V
RATED CURRENT	6.6A	3.3A
RATED POWER Note.5	79.2W	79.2W
RIPPLE & NOISE (max.) Note.3	150mVp-p	240mVp-p
VOLTAGE TOLERANCE Note.4	±4.0%	±3.0%
LINE REGULATION	±0.5%	±0.5%
LOAD REGULATION	±1.5%	±0.5%
SETUP, RISE TIME Note.6	500ms, 80ms 115VAC / 230VAC	
HOLD UP TIME (Typ.)	10ms/230VAC 10ms/115VAC	

MODEL	SLD-150-12	SLD-150-24
DC VOLTAGE (default)	12V	24V
CONSTANT CURRENT REGION Note.2	8.4~12V	16.8~24V
RATED CURRENT	12A	6.3A
RATED POWER Note.5	144W	151.2W
RIPPLE & NOISE (max.) Note.3	180mVp-p	240mVp-p
VOLTAGE TOLERANCE Note.4	±4.0%	±3.0%
LINE REGULATION	±0.5%	±0.5%
LOAD REGULATION	±1%	±1%
SETUP, RISE TIME Note.6	500ms, 80ms 230VAC	
HOLD UP TIME (Typ.)	10ms/230VAC	

SAFETY STANDARDS Note.8	UL8750, CSA C22.2 No. 250.13-12, ENEC BS EN/EN61347-1, BS EN/EN61347-2-13 independent, BS EN/EN62384, EAC TP TC 004, GB/T19510.1, GB/T19510.213, IS15885(Part2/Sec13), EN60335-1 approved		
WITHSTAND VOLTAGE	I/P-O/P:3.75KVAC		
ISOLATION RESISTANCE	I/P-O/P:100M Ohms / 500VDC / 25°C / 70% RH		
EMC EMISSION Note.8	Parameter	Standard	Test Level/Note
	Conducted	BS EN/EN55015(CISPR15), GB/T 17743, EN IEC 55014-1(CISPR 14-1)	----
	Radiated	BS EN/EN55015(CISPR15), GB/T 17743, EN IEC 55014-1(CISPR 14-1)	----
	Harmonic Current	BS EN/EN61000-3-2, GB17625.1	Class C @load≥60%
	Voltage Flicker	BS EN/EN61000-3-3	----

LED Drivers AC/DC Plastic Case LP Series

MODEL No. LPV-20 /LPV-35/ LPV-60 /LPV-100 /LPV-150 /LPVL-150

Features

- Constant voltage mode for LPH / LPV / LPVL series
- Constant current mode for LPHC / LPC series
- Fully encapsulated with IP67 level
- Isolation class II, no F.G.
- Class 2 power unit / Pass LPS
- (except for LPV/LPVL/LPC-100~150 and LPV-60-5)
- Protections: Short Circuit / Over Voltage / Overload
- (only for LPV series) / Over Temperature
- (only for 18W&150W)
- 2 years warranty



MODEL	LPV-60-5	LPV-60-12	LPV-60-15	LPV-60-24	LPV-60-36	LPV-60-48	
OUTPUT	DC VOLTAGE	5V	12V	15V	24V	36V	48V
	RATED CURRENT	8A	5A	4A	2.5A	1.67A	1.25A
	CURRENT RANGE	0 ~ 8A	0 ~ 5A	0 ~ 4A	0 ~ 2.5A	0 ~ 1.67A	0 ~ 1.25A
	RATED POWER	40W	60W	60W	60W	60W	60W
	RIPPLE & NOISE (max.) Note.2	80mVp-p	120mVp-p	120mVp-p	150mVp-p	150mVp-p	150mVp-p
	VOLTAGE TOLERANCE Note.3	±8.0%	±5.0%				
	LINE REGULATION	±1.0%					
	LOAD REGULATION	±6.0%	±2.0%				
	SETUP, RISE TIME Note.6	500ms, 20ms / 230VAC	500ms, 20ms / 115VAC at full load(for 5~36V) ; 500ms, 30ms / 230VAC 500ms, 30ms / 115VAC at full load(for 48V)				
	HOLD UP TIME (Typ.)	50ms/230VAC	16ms/115VAC at full load				
MODEL	LPV-100-5	LPV-100-12	LPV-100-15	LPV-100-24	LPV-100-36	LPV-100-48	
OUTPUT	DC VOLTAGE	5V	12V	15V	24V	36V	48V
	RATED CURRENT	12A	8.5A	6.7A	4.2A	2.8A	2.1A
	CURRENT RANGE	0 ~ 12A	0 ~ 8.5A	0 ~ 6.7A	0 ~ 4.2A	0 ~ 2.8A	0 ~ 2.1A
	RATED POWER	60W	102W	100.5W	100.8W	100.8W	100.8W
	RIPPLE & NOISE (max.) Note.2	80mVp-p	120mVp-p	120mVp-p	150mVp-p	150mVp-p	150mVp-p
	VOLTAGE TOLERANCE Note.3	±8.0%	±5.0%				
	LINE REGULATION	±1.0%					
	LOAD REGULATION	±6.0%	±2.0%				
	SETUP, RISE TIME Note.6	2000ms, 25ms / 230VAC	2000ms, 25ms / 115VAC				
	HOLD UP TIME (Typ.)	50ms/230VAC	14ms/115VAC at full load				
MODEL	LPV □ -150-12	LPV-150-15	LPV □ -150-24	LPV-150-36	LPV-150-48		
OUTPUT	DC VOLTAGE	12V	15V	24V	36V	48V	
	RATED CURRENT	10A	8A	6.3A	4.2A	3.2A	
	CURRENT RANGE	0 ~ 10A	0 ~ 8A	0 ~ 6.3A	0 ~ 4.2A	0 ~ 3.2A	
	RATED POWER	120W	120W	151.2W	151.2W	153.6W	
	RIPPLE & NOISE (max.) Note.2	200mVp-p	200mVp-p	200mVp-p	200mVp-p	200mVp-p	
	VOLTAGE TOLERANCE Note.3	±5.0%					
	LINE REGULATION	±1.0%					
	LOAD REGULATION	±2.0%					
	SETUP, RISE TIME Note.6	LPV-150: 500ms, 50ms / 230VAC	500ms, 50ms / 277VAC; LPVL-150: 1500ms, 50ms / 115VAC				
	HOLD UP TIME (Typ.)	LPV-150: 18ms/230VAC	20ms/277VAC at full load; LPVL-150: 10ms/115VAC at full load				
SAFETY & EMC	SAFETY STANDARDS	Blank type	UL8750, CSA C22.2 No 250.13-12, UL879, CSA C22.2 No.207-M89, BIS IS15885(for LPV-150-12,24 only), EAC TP TC 004, IP67, IEC62368-1, BS EN/EN62368-1 approved				
		L type	UL8750(type"HL"), CSA C22.2 No 250.13-12, UL879, CSA C22.2 No.207-M89, IP67 approved				
	WITHSTAND VOLTAGE	I/P-O/P: 3KVAC					
	ISOLATION RESISTANCE	I/P-O/P: >100M Ohms / 500VDC / 25°C / 70% RH					
	EMC EMISSION	Blank type	Compliance to BS EN/EN55032 (CISPR32) Class B, BS EN/EN61000-3-2 Class A(≤80% load), BS EN/EN61000-3-3, EAC TP TC 020				
		L type	Compliance to FCC part 15				
	EMC IMMUNITY	Blank type	Compliance to BS EN/EN61000-4-2,3,4,5,6,8,11; BS EN/EN55035, light industry level, EAC TP TC 020				
		L type	Design refer to IEC61000-4-2,3,4,5,6,8,11; light industry level				

LED Drivers AC/DC Metal Case XLG Series

MODEL No. XLG-75/ XLG-100 /XLG-150 /XLG-200 /XLG-240/ XLG-320



Features

- Constant power mode output (XLG-25~320)
- Constant current mode (XLG-20 only)
- Full power at 70~100% current
- Universal AC input: 100~305VAC
- Metal case with IP67
- Built-in active PFC function
- Class 2 power unit (XLG-20~100)
- Surge protection with 6KV/4KV (10KV/6KV available)
- India (EESL) version with input over voltage protection; can survive input voltage stress of 440Vac for 48 hours
- Multiple models for choice, see P.33 for more details
- Protections: Short Circuit / Over Current / Over Voltage / Over Temp.
- 5 years warrant



MODEL	XLG-75 □ -12- □	XLG-75 □ -24- □		
OUTPUT	DC VOLTAGE	12V	24V	
	CONSTANT CURRENT REGION Note.2	8.4 ~ 12V	16.8 ~ 24V	
	RATED CURRENT (Default)	5A	3.1A	
	RATED POWER	60W	74.4W	
	RIPPLE & NOISE (max.) Note.3	150mVp-p	240mVp-p	
	CURRENT ADJ RANGE	2.5A~5A	1.55A~3.1A	
	VOLTAGE TOLERANCE Note.4	±3.0%	±2.0%	
	LINE REGULATION	±0.5%	±0.5%	
	LOAD REGULATION	±2%	±1%	
	SETUP, RISE TIME Note.6	500ms, 100ms/230VAC, 1200ms, 100ms/115VAC		
HOLD UP TIME (Typ.)	10ms/ 230VAC 10ms/ 115VAC			
MODEL	XLG-100 □ -12- □	XLG-100 □ -24- □		
OUTPUT	DC VOLTAGE	12V	24V	
	CONSTANT CURRENT REGION Note.2	8.4 ~ 12V	16.8 ~ 24V	
	RATED CURRENT (Default)	8A	4A	
	RATED POWER	96W	96W	
	RIPPLE & NOISE (max.) Note.3	150mVp-p	240mVp-p	
	CURRENT ADJ RANGE	Adjustable for A-Type only (via the built-in potentiometer)	2~4A	
	VOLTAGE TOLERANCE Note.4	±3.0%	±2.0%	
	LINE REGULATION	±0.5%	±0.5%	
	LOAD REGULATION	±2%	±1%	
	SETUP, RISE TIME Note.6	500ms, 100ms/230VAC, 1200ms, 100ms/115VAC		
HOLD UP TIME (Typ.)	12ms/ 230VAC 12ms/ 115VAC			
MODEL	XLG-150 □ -12- □	XLG-150 □ -24- □		
OUTPUT	DC VOLTAGE	12V	24V	
	CONSTANT CURRENT REGION Note.2	8.4 ~ 12V	16.8 ~ 24V	
	RATED CURRENT	12.5A	6.25A	
	RATED POWER	150W	150W	
	RIPPLE & NOISE (max.) Note.3	150mVp-p	240mVp-p	
	CURRENT ADJ. RANGE	Adjustable for A-Type only (via the built-in potentiometer)	3.2 ~ 6.25A	
	VOLTAGE TOLERANCE Note.4	±3.0%	±2.0%	
	LINE REGULATION	±0.5%	±0.5%	
	LOAD REGULATION	±2%	±1%	
	SETUP, RISE TIME Note.6	500ms, 100ms/230VAC, 1200ms, 100ms/115VAC		
HOLD UP TIME (Typ.)	10ms/ 230VAC 10ms/ 115VAC			
MODEL	XLG-200 □ -12- □	XLG-200 □ -24- □		
OUTPUT	DC VOLTAGE	12V	24V	
	CONSTANT CURRENT REGION Note.2	8.4 ~ 12V	16.8 ~ 24V	
	RATED CURRENT (Default)	16A	8.3A	
	RATED POWER	192W	199.2W	
	RIPPLE & NOISE (max.) Note.3	150mVp-p	240mVp-p	
	CURRENT ADJ. RANGE	Adjustable for A-Type only (via the built-in potentiometer)	4.15 ~ 8.3A	
	VOLTAGE TOLERANCE Note.4	±3.0%	±2.0%	
	LINE REGULATION	±0.5%	±0.5%	
	LOAD REGULATION	±2%	±1%	
	SETUP, RISE TIME Note.6	500ms, 100ms/230VAC, 1200ms, 100ms/115VAC		
HOLD UP TIME (Typ.)	10ms/ 230VAC 10ms/ 115VAC			
MODEL	XLG-240 □ -12- □	XLG-240 □ -M- □	XLG-240 □ -H- □	
OUTPUT	RATED CURRENT (Default)	700mA	1400mA	4900mA
	RATED POWER	239.4W	239.4W	239.6W
	CONSTANT CURRENT REGION Note.2	178 ~ 342V	90 ~ 171V	27 ~ 56V
	FULL POWER CURRENT RANGE	700~1050mA	1400~2100mA	4280~6660mA
	OPEN CIRCUIT VOLTAGE (max.)	370V	186V	60V
	CURRENT ADJ. RANGE	Adjustable for AAB-Type only (via the built-in potentiometer)	700~2100mA	2400~6660mA
	CURRENT RIPPLE	5.0% (@ Load ≥ 50% rated voltage)		
	CURRENT TOLERANCE	±4%		
	SET UP TIME Note.6	500ms/230VAC, 1200ms/115VAC		
	SAFETY STANDARDS Note.7	UL8750(type"HL"), UL879, CSA C22.2 No. 250.13-12, ENEC BS EN/EN61347-1, BS EN/EN61347-2-13 independent, BS EN/EN62384, GB19510.1, GB19510.14, EAC TP TC 004, J61347-1(H29), J61347-2-13(H29), KC61347-1, KC61347-2-13, IS15885(Part2/Sec13)(for XLG-100 type only), NOM-058-SCF1-2017(except for Blank type), IP67 approved		
WITHSTAND VOLTAGE	I/P-O/P: 3.75KVAC I/P-F/G: 2KVAC O/P-F/G: 1.5KVAC			
ISOLATION RESISTANCE	I/P-O/P: I/P-F/G: O/P-F/G: 100M Ohms / 500VDC / 25°C / 70% RH			

LED Drivers AC/DC Metal Case ELG Series

MODEL No. ELG-75/ ELG-100 /ELG-150/ ELG-200/ ELG-240/ ELG-300



Features

- Constant voltage+constant current modes (ELG series)
- Constant current mode (ELG-C series)
- Constant power mode (ELGC-300 series)
- Universal AC input: 100~305VAC
- Metal case with IP67
- Meet 6KV surge immunity level (IEC61000-4-5)
- Type HL LED Driver for use in Class I, Division 2 hazardous location luminaires
- No load / Standby power consumption <0.5W
- Multiple models for choice, see P.33 for more details
- Protections: Short Circuit / Over Current / Over Voltage / Over Temp.
- 5 years warranty



MODEL	ELG-75-12	ELG-75-24	ELG-100-24	ELG-100-36
DC VOLTAGE	12V	24V	24V	36V
CONSTANT CURRENT REGION Note.2	6 ~ 12V	12 ~ 24V	12 ~ 24V	18 ~ 36V
RATED CURRENT	5A	3.15A	4.0A	2.66A
RATED POWER Note.5	200VAC ~ 305VAC		200VAC ~ 305VAC	
	60W	75.6W	96W	95.76W
	100VAC ~ 180VAC		100VAC ~ 180VAC	
	48W	60W	70W	70W
RIPPLE & NOISE (max.) Note.3	150mVp-p	200mVp-p	200mVp-p	250mVp-p
VOLTAGE ADJ. RANGE	Adjustable for A/AB-Type only (via built-in potentiometer)		Adjustable for A/AB-Type only (via the built-in potentiometer)	
	10.8 ~ 13.2V	21.6 ~ 26.4V	21.6 ~ 26.4V	32.4 ~ 39.6V
CURRENT ADJ. RANGE	Adjustable for A/AB-Type only (via built-in potentiometer)		Adjustable for A/AB-Type only (via the built-in potentiometer)	
	2.5 ~ 5A	1.57 ~ 3.15A	2 ~ 4A	1.33 ~ 2.66A
VOLTAGE TOLERANCE Note.4	±3.0%	±3.0%	±3.0%	±2.5%
LINE REGULATION	±0.5%	±0.5%	±0.5%	±0.5%
LOAD REGULATION	±2.0%	±1.0%	±1.0%	±1.0%

MODEL	ELG-150-12	ELG-150-24	ELG-200-12	ELG-200-24	ELG-240-24	ELG-240-36
DC VOLTAGE	12V	24V	12V	24V	24V	36V
CONSTANT CURRENT REGION Note.2	6 ~ 12V	12 ~ 24V	6 ~ 12V	12 ~ 24V	12 ~ 24V	18 ~ 36V
RATED CURRENT	10A	6.25A	16A	8.4A	10A	6.66A
RATED POWER	100VAC ~ 180VAC		200VAC ~ 305VAC		200VAC ~ 305VAC	
	84W	105W	192W	201.6W	240W	239.76W
	200VAC ~ 305VAC		100VAC ~ 180VAC		100VAC ~ 180VAC	
	120W	150W	144W	150W	180W	180W
RIPPLE & NOISE (max.) Note.3	150mVp-p	200mVp-p	150mVp-p	200mVp-p	200mVp-p	250mVp-p
VOLTAGE ADJ. RANGE	Adjustable for A/AB-Type only (via the built-in potentiometer)		Adjustable for A/AB-Type only (via built-in potentiometer)		Adjustable for A/AB-Type only (via built-in potentiometer)	
	10.8 ~ 13.2V	21.6 ~ 26.4V	11.2 ~ 12.8V	22.4 ~ 25.6V	22.4 ~ 25.6V	33.5 ~ 38.5V
CURRENT ADJ. RANGE	Adjustable for A/AB-Type only (via the built-in potentiometer)		Adjustable for A/AB-Type only (via built-in potentiometer)		Adjustable for A/AB-Type only (via built-in potentiometer)	
	5 ~ 10A	3.2 ~ 6.25A	8 ~ 16A	4.2 ~ 8.4A	5 ~ 10A	3.33 ~ 6.66A
VOLTAGE TOLERANCE Note.4	±3.0%	±3.0%	±3.0%	±2.0%	±2.0%	±2.0%
LINE REGULATION	±0.5%	±0.5%	±0.5%	±0.5%	±0.5%	±0.5%
LOAD REGULATION	±2.0%	±1.0%	±2.0%	±0.5%	±0.5%	±0.5%

MODEL	ELG-300-12A	ELG-300-24A
DC VOLTAGE	12V	24V
CONSTANT CURRENT REGION Note.2	10 ~ 12V	14.4 ~ 24V
RATED CURRENT	200VAC ~ 305VAC 100VAC ~ 180VAC	22A 10.63A
RATED POWER	200VAC ~ 305VAC 100VAC ~ 180VAC	264W 224.4W
RIPPLE & NOISE (max.) Note.3	150mVp-p	240mVp-p
VOLTAGE ADJ. RANGE	Adjustable for A/AB-Type only (via built-in potentiometer)	
	11.2 ~ 12.8V	
CURRENT ADJ. RANGE	Adjustable for A/AB-Type only (via built-in potentiometer)	
	6.25 ~ 12.5A	

SAFETY & EMC	SAFETY STANDARDS	UL8750(type"HL"), CSA C22.2 No. 250.13-12; IEC/BS EN/EN/AS/NZS 61347-1, IEC/BS EN/EN/AS/NZS 61347-2-13 independent, BS EN/EN/AS/NZS 61347-2-13; EAC TP TC 004; BIS IS 15885 (Part 2/Sec 13) (NOTE 13) approved
	DALI STANDARDS	Compliance to IEC62386-101, 102, (207 by request) for DA Type only
	WITHSTAND VOLTAGE	I/P-O/P: 3.75KVAC O/P-FG: 2.0KVAC O/P-FG: 1.5KVAC
	ISOLATION RESISTANCE	I/P-O/P, I/P-FG, O/P-FG: 100M Ohms / 500VDC / 25°C / 70% RH
	EMC EMISSION	Compliance to BS EN/EN/AS/NZS 61000-3-2 Class C (@load ≥ 60%); BS EN/EN/AS/NZS 61000-3-3; GB/T 17743, GB17625.1; EAC TP TC 020; KC KN15, KN61547
	EMC IMMUNITY	Compliance to BS EN/EN/AS/NZS 61000-4-2, 3, 4, 5, 6, 8, 11; BS EN/EN/AS/NZS 61547, light industry level (surge immunity Line-Earth 6KV, Line-Line 4KV); EAC TP TC 020; KC KN15, KN61547

LED Drivers AC/DC Metal Case HLG Series

MODEL No. HLG-40 /HLG-60/ HLG-80 /HLG-120 HLG -150/HLG-185/ HLG-240/HLG-320 /HLG-480/ HLG-600



Features

- Constant voltage+constant current modes
- Wide AC input: 90~305VAC
- Metal housing with Class I design
- High efficiency up to 94%
- Meet 4KV surge immunity level (IEC61000-4-5)
- Type HL LED driver for use in Class I, Division 2 hazardous location luminaires
- Class 2 power unit (HLC-40H~100H)
- Multiple models for choice, see P.33 for more details
- Protections: Short Circuit / Over Current / Over Voltage / Over Temp.
- 7 years warranty



MODEL	HLG-60H-15	HLG-60H-20	HLG-60H-24
DC VOLTAGE	15V	20V	24V
CONSTANT CURRENT REGION Note.4	9 ~ 15V	12 ~ 20V	14.4 ~ 24V
RATED CURRENT	4A	3A	2.5A
RATED POWER	60W	60W	60W
RIPPLE & NOISE (max.) Note.2	150mVp-p	150mVp-p	150mVp-p
VOLTAGE ADJ. RANGE	Adjustable for A/AB-Type only (via built-in potentiometer)		
	13.5 ~ 17V	17 ~ 22V	22 ~ 27V
CURRENT ADJ. RANGE	Adjustable for A/AB-Type only (via built-in potentiometer)		
	2.4 ~ 4A	1.8 ~ 3A	1.5 ~ 2.5A
VOLTAGE TOLERANCE Note.3	±2.0%	±1.0%	±1.0%
LINE REGULATION	±0.5%	±0.5%	±0.5%
LOAD REGULATION	±1.5%	±1.0%	±0.5%

MODEL	HLG-100H-20	HLG-100H-24
DC VOLTAGE	20V	24V
CONSTANT CURRENT REGION Note.4	10 ~ 20V	12 ~ 24V
RATED CURRENT	4.8A	4A
RATED POWER	96W	96W
RIPPLE & NOISE (max.) Note.2	150mVp-p	150mVp-p
VOLTAGE ADJ. RANGE	Adjustable for A/AB-Type only (via built-in potentiometer)	
	17 ~ 22V	22 ~ 27V
CURRENT ADJ. RANGE	Adjustable for A/AB-Type only (via built-in potentiometer)	
	3 ~ 4.8A	2.5 ~ 4A
VOLTAGE TOLERANCE Note.3	±1.0%	±1.0%
LINE REGULATION	±0.5%	±0.5%
LOAD REGULATION	±0.5%	±0.5%

MODEL	HLG-120H-12	HLG-120H-15	HLG-120H-20	HLG-120H-24
DC VOLTAGE	12V	15V	20V	24V
CONSTANT CURRENT REGION Note.4	6 ~ 12V	7.5 ~ 15V	10 ~ 20V	12 ~ 24V
RATED CURRENT	10A	8A	6A	5A
RATED POWER	120W	120W	120W	120W
RIPPLE & NOISE (max.) Note.2	150mVp-p	150mVp-p	150mVp-p	150mVp-p
VOLTAGE ADJ. RANGE	Adjustable for A/AB-Type only (via built-in potentiometer)			
	10.8 ~ 13.5V	13.5 ~ 17V	17 ~ 22V	22 ~ 27V
CURRENT ADJ. RANGE	Adjustable for A/AB-Type only (via built-in potentiometer)			
	5 ~ 10A	4 ~ 8A	3 ~ 6A	2.5 ~ 5A
VOLTAGE TOLERANCE Note.3	±2.5%	±2.0%	±1.0%	±1.0%
LINE REGULATION	±0.5%	±0.5%	±0.5%	±0.5%
LOAD REGULATION	±2.0%	±1.5%	±0.5%	±0.5%

MODEL	HLG-150H-12	HLG-150H-15	HLG-150H-20	HLG-150H-24
DC VOLTAGE	12V	15V	20V	24V
CONSTANT CURRENT REGION Note.4	6 ~ 12V	7.5 ~ 15V	10 ~ 20V	12 ~ 24V
RATED CURRENT	12.5A	10A	7.5A	6.3A
RATED POWER	150W	150W	150W	151.2W
RIPPLE & NOISE (max.) Note.2	150mVp-p	150mVp-p	150mVp-p	150mVp-p
VOLTAGE ADJ. RANGE	Adjustable for A/AB-Type only (via built-in potentiometer)			
	10.8 ~ 13.5V	13.5 ~ 17V	17 ~ 22V	22 ~ 27V
CURRENT ADJ. RANGE	Adjustable for A/AB-Type only (via built-in potentiometer)			
	7.5 ~ 12.5A	6 ~ 10A	4.5 ~ 7.5A	3.8 ~ 6.3A
VOLTAGE TOLERANCE Note.3	±2.5%	±2.0%	±1.0%	±1.0%
LINE REGULATION	±0.5%	±0.5%	±0.5%	±0.5%
LOAD REGULATION	±2.0%	±1.5%	±1.0%	±0.5%

MODEL	HLG-240H-12	HLG-240H-15	HLG-240H-20	HLG-240H-24
DC VOLTAGE	12V	15V	20V	24V
CONSTANT CURRENT REGION Note.4	6 ~ 12V	7.5 ~ 15V	10 ~ 20V	12 ~ 24V
RATED CURRENT	16A	15A	12A	10A
RATED POWER	192W	225W	240W	240W
RIPPLE & NOISE (max.) Note.2	150mVp-p	150mVp-p	150mVp-p	150mVp-p
VOLTAGE ADJ. RANGE	Adjustable for A/AB/C-Type only (via built-in potentiometer)			
	11.2 ~ 12.8V	14 ~ 16V	18.6 ~ 21.4V	22.4 ~ 25.6V
CURRENT ADJ. RANGE	Adjustable for A/AB/C-Type only (via built-in potentiometer)			
	8 ~ 16A	7.5 ~ 15A	6 ~ 12A	5 ~ 10A
VOLTAGE TOLERANCE Note.3	±2.5%	±2.0%	±1.0%	±1.0%
LINE REGULATION	±0.5%	±0.5%	±0.5%	±0.5%
LOAD REGULATION	±2.0%	±1.5%	±1.0%	±0.5%

MODEL	HLG-320H-12	HLG-320H-15	HLG-320H-20	HLG-320H-24
DC VOLTAGE	12V	15V	20V	24V
CONSTANT CURRENT REGION Note.4	6 ~ 12V	7.5 ~ 15V	10 ~ 20V	12 ~ 24V
RATED CURRENT	22A	19A	15A	13.34A
RATED POWER	264W	285W	300W	320.16W
RIPPLE & NOISE (max.) Note.2	150mVp-p	150mVp-p	150mVp-p	150mVp-p
VOLTAGE ADJ. RANGE	Adjustable for A/AB/C-Type only (via built-in potentiometer)			
	10.8 ~ 13.5V	13.5 ~ 17V	17 ~ 22V	21 ~ 26V
CURRENT ADJ. RANGE	Adjustable for A/AB/C-Type only (via built-in potentiometer)			
	11 ~ 22A	9.5 ~ 19A	7.5 ~ 15A	6.67 ~ 13.34A
VOLTAGE TOLERANCE Note.3	±3.0%	±2.0%	±1.5%	±1.0%
LINE REGULATION	±0.5%	±0.5%	±0.5%	±0.5%
LOAD REGULATION	±2.0%	±1.5%	±1.0%	±0.5%

SAFETY STANDARDS	UL8750(type"HL"), CSA C22.2 No. 250.0-08; BS EN/EN/AS/NZS 61347-1, BS EN/EN/AS/NZS 61347-2-13 independent; GB/T19510.1, GB/T19510.213; IP65 or IP67 (except for HLG-320H C-type); J61347-1, J61347-2-13 (except for C-type); EAC TP TC 004; KC61347-1, KC61347-2-13 (except for AB, C-type), BIS IS 15885 (Part 2/Sec 13) (NOTE 13) approved
------------------	--

LED Drivers AC/DC Plastic Case NPF Series

MODEL No. NPF-40 NPF-60 NPF-90 NPF-120 NPF-200

Features

- Constant voltage+constant current modes
- V-Type: Constant voltage mode only
- D-Type: Constant current mode only,
- Built-in 3 in 1 dimming function
- (0~10VDC, PWM signal or resistance)
- Wide AC input: 90~305VAC
- No load power consumption <0.15W
- (<0.5W for D-Type)
- Fully isolated plastic case with IP67 level
- Isolation class II, no F.G.
- Class 2 power unit
- Protections: Short Circuit / Over Current /
- Over Voltage / Over Temp.
- 5 years warranty



LED Drivers AC/DC Plastic Case PWM Series

MODEL No. PWM-40 / PWM-60 / PWM-90 / PWM-120/ PWM-200

Features

- Constant voltage PWM style output mode
- Wide AC input: 90~305VAC
- Multiple dimming functions available: 3 in 1 / DALI / DALI-2 / KNX / IoT
- Built-in active PFC function
- High efficiency up to 94%
- No load power consumption <0.5W
- Fully isolated plastic case with IP67 level
- Isolation class II, no F.G.
- Minimum dimming level 0.2% for DALI type
- Protections: Short Circuit / Overload / Over Voltage / Over Temp.
- 5 years warranty



MODEL		NPF-40-12	NPF-40-20	NPF-40-24	NPF-60-12	NPF-60-15	NPF-60-24
OUTPUT	DC VOLTAGE	12V	20V	24V	12V	15V	24V
	CONSTANT CURRENT REGION Note.2	7.2 ~ 12V	12 ~ 20V	14.4 ~ 24V	7.2 ~ 12V	9 ~ 15V	14.4 ~ 24V
	RATED CURRENT	3.34A	2A	1.67A	5A	4A	2.5A
	RATED POWER Note.5	40.08W	40W	40.08W	60W	60W	60W
	RIPPLE & NOISE (max.) Note.3	150mVp-p	150mVp-p	150mVp-p	150mVp-p	150mVp-p	150mVp-p
	VOLTAGE TOLERANCE Note.4	±4.0%	±4.0%	±3.0%	±4.0%	±4.0%	±3.0%
	LINE REGULATION	±0.5%	±0.5%	±0.5%	±0.5%	±0.5%	±0.5%
	LOAD REGULATION	±1.5%	±1.0%	±0.5%	±1.5%	±1.0%	±0.5%

MODEL		NPF-90-12	NPF-90-20	NPF-90-24	NPF-120-12	NPF-120-20	NPF-120-24
OUTPUT	DC VOLTAGE	12V	20V	24V	12V	20V	24V
	CONSTANT CURRENT REGION Note.2	7.2 ~ 12V	12 ~ 20V	14.4 ~ 24V	7.2 ~ 12V	12 ~ 20V	14.4 ~ 24V
	RATED CURRENT	7.5A	4.5A	3.75A	10A	6A	5A
	RATED POWER Note.5	90W	90W	90W	120W	120W	120W
	RIPPLE & NOISE (max.) Note.3	150mVp-p	150mVp-p	150mVp-p	150mVp-p	150mVp-p	150mVp-p
	VOLTAGE TOLERANCE Note.4	±4.0%	±4.0%	±3.0%	±4.0%	±4.0%	±4.0%
	LINE REGULATION	±0.5%	±0.5%	±0.5%	±0.5%	±0.5%	±0.5%
	LOAD REGULATION	±1.5%	±0.5%	±0.5%	±2.0%	±1.0%	±0.5%

MODEL		NPF-200□-12	NPF-200□-24	NPF-200□-36	NPF-200□-42	NPF-200□-48	NPF-200□-54
OUTPUT	DC Voltage	12V	24V	36V	42V	48V	54V
	CONSTANT CURRENT AND OUTPUT VOLTAGE REGION	6 ~ 12V	12~24V	18 ~ 36V	21 ~ 42V	24 ~ 48V	27 ~ 54V
	RATED CURRENT	15A	8.3A	5.55A	4.75A	4.17A	3.71A
	RATED POWER	180W	199.2W	199.8W	199.5W	200.1W	200.3W
	RIPPLE & NOISE (max.) Note.9	150mVp-p	150mVp-p	200mVp-p	250mVp-p	250mVp-p	350mVp-p
	VOLTAGE TOLERANCE Note.10	±4.0%	±4.0%	±2.0%	±2.0%	±2.0%	±2.0%
	LINE REGULATION	±0.5%	±0.5%	±0.5%	±0.5%	±0.5%	±0.5%
	LOAD REGULATION	±2.0%	±0.5%	±0.5%	±0.5%	±0.5%	±0.5%

SAFETY STANDARDS Note.8	UL8750, CSA C22.2 No. 250.13-12, ENEC BS EN/EN61347-1, BS EN/EN61347-2-13 independent, BS EN/EN62384, GB/T19510.1, GB/T19510.213, EAC TP TC 004, IP67 approved; Design refer to BS EN/EN60335-1
WITHSTAND VOLTAGE	I/P-O/P: 3.75KVAC
ISOLATION RESISTANCE	I/P-O/P: 100M Ohms / 500VDC / 25°C / 70% RH
EMC EMISSION Note.8	Compliance to BS EN/EN55015, BS EN/EN61000-3-2 Class C (@load ≥ 60%) ; BS EN/EN61000-3-3; GB/T 17743, GB17625.1, EAC TP TC 020



MODEL	PWM-60-12□	PWM-60-24□	PWM-90-12□	PWM-90-24□	PWM-120-12□	PWM-120-24□	PWM-200-12□	PWM-200-24□	
OUTPUT	DC VOLTAGE	12V	24V	12V	24V	12V	24V	12V	
	RATED CURRENT	5A	2.5A	7.5A	3.75A	10A	5A	15A	
	RATED POWER	60W	60W	90W	90W	120W	120W	180W	
	DIMMING RANGE	0 ~ 100%		0 ~ 100%		0 ~ 100%		0 ~ 100%	
	PWM FREQUENCY (Typ.)	1.47kHz for Blank/DA-Type, 2.5kHz for DA2-Type		1.47kHz for Blank/DA-Type, 2.5kHz for DA2-Type		1.47kHz for Blank/DA-Type, 2.5kHz for DA2-Type		4kHz for Blank type; 2.5kHz for DA2 type	
	SETUP, RISE TIME Note.2 Note.9	500ms, 80ms/ 115VAC or 230VAC		500ms, 80ms/ 115VAC or 230VAC		500ms, 80ms/ 230VAC or 115VAC		500ms, 80ms/230VAC or 115VAC	
	HOLD UP TIME (Typ.)	16ms/115VAC or 230VAC		16ms/115VAC or 230VAC		16ms/230VAC or 115VAC		10ms/230VAC or 115VAC	

SAFETY STANDARDS Note.5	UL8750(type "HL")(except for DA-Type), UL879(for 12V,24V Blank Type only), CSA C22.2 No. 250.13-12; ENEC BS EN/EN61347-1, BS EN/EN61347-2-13 independent, BS EN/EN62384, IP67, BIS IS 15885(Part2/Sec13)(for 12,24,48 Blank and 12,24-DA2 Type), EAC TP TC 004, GB/T19510.1, GB/T19510.213 approved; Design refer to BS EN/EN60335-1; According to BS EN/EN61347-2-13 appendix J suitable for emergency installations(EL) (AC Input: 100-240Vac)(for DA2-Type only)
DALI STANDARDS	IEC62386-101, 102, 207, 251 for DA/DA2-Type only, Device type 6(DT6)

PWM-60/90/120/200 Series

Multi-Dimming Function LED Driver and Wireless IoT Solutions

- 0-10V
- PWM
- Resistance
- Push Dimming

- DALI / DALI 2.0
- KNX
- Bluetooth Mesh
- WiFi.....

Building Lighting with Bluetooth Mesh Solution



MODEL: No. GST18U/25U/36U

MODEL No. GST18E/25E/36E



Features

- Global certificates
- Universal AC input / Full range
- 2 pole USA plug, Class II power unit
- No load power consumption < 0.075W
- Energy efficiency Level VI
- Comply with EISA 2007/DoE and NRCAN
- Protections: Short circuit / Overload / Over voltage
- Fully enclosed plastic case
- Pass LPS
- -30~+70°C wide range working temperature
- LED indicator for power on

Features

- Global certificates
- Universal AC input / Full range
- 2 pole EURO plug, Class II power unit
- No load power consumption < 0.075W
- Energy efficiency Level VI
- Comply with EU ErP and CoC Version 5
- Protections: Short circuit / Overload / Over voltage
- Fully enclosed plastic case
- Pass LPS
- -30~+70°C wide range working temperature
- LED indicator for power on

ORDER NO.	GST18E12-P1J	GST18E24-P1J	GST25E12-P1J	GST25E24-P1J	GST36E12-P1J	GST36E24-P1J
SAFETY MODEL NO.	GST18E12	GST18E24	GST25E12	GST25E24	GST36E12	GST36E24
DC VOLTAGE Note.2	12V	24V	12V	24V	12V	24V
RATED CURRENT	1.50A	0.75A	2.08A	1.04A	3A	1.5A
CURRENT RANGE	0 ~ 1.50A	0 ~ 0.75A	0 ~ 2.08A	0 ~ 1.04A	0 ~ 3A	0 ~ 1.5A
RATED POWER (max.)	18W	18W	25W	25W	36W	36W
RIPPLE & NOISE (max.) Note.3	80mVp-p	150mVp-p	80mVp-p	150mVp-p	100mVp-p	150mVp-p
VOLTAGE TOLERANCE Note.4	±3.0%	±2.0%	±3.0%	±2.0%	±3.0%	±2.0%
LINE REGULATION Note.5	±1.0%	±1.0%	±1.0%	±1.0%	±1.0%	±1.0%
LOAD REGULATION Note.6	±3.0%	±2.0%	±3.0%	±2.0%	±3.0%	±2.0%

SAFETY STANDARDS Note.8	TUV EN62368-1, EAC TP TC 004 approved
WITHSTAND VOLTAGE	I/P-O/P:4242VDC
ISOLATION RESISTANCE	I/P-O/P:100M Ohms / 500VDC / 25°C / 70% RH

EMC EMISSION	Parameter	Standard	Test Level / Note
	Conducted emission	EN55032(CISPR32), EAC TP TC 020	Class B
	Radiated emission	EN55032(CISPR32), EAC TP TC 020	Class B
	Harmonic current	EN61000-3-2	Class A
Voltage flicker	EN61000-3-3	-----	

SAFETY STANDARDS	UL62368-1, CSA C22.2 No.62368-1, BSMI CNS15598-1, EAC TP TC 004 approved
WITHSTAND VOLTAGE	I/P-O/P:4242VDC
ISOLATION RESISTANCE	I/P-O/P:100M Ohms / 500VDC / 25°C / 70% RH

EMC EMISSION	Parameter	Standard	Test Level / Note
	Conducted emission	FCC PART 15 / CISPR22, CAN ICES-3(B)/NMB-3(B) CNS15936, EAC TP TC 020	Class B
Radiated emission	FCC PART 15 / CISPR22, CAN ICES-3(B)/NMB-3(B) CNS15936, EAC TP TC 020	Class B	

LED AC-DC Adapters GST Series



MODEL No. GST40A/60A/90A

MODEL No. GST120A/160A/220A

MODEL No. GST160A/220A



Features

- Global certificates
- Universal AC input / Full range
- 3 pole AC inlet IEC320-C14, Class I power unit
- Built-in active PFC function
- No load power consumption < 0.15W
- Energy efficiency Level VI
- Comply with EISA 2007/DoE, NRCAN, Korea K-MEPS, AU/NZ MEPS, EU ErP and CoC Version 5
- Protections: Short circuit / Overload / Over voltage / Over temperature
- Fully enclosed plastic case
- -30~+70°C wide range working temperature
- LED indicator for power on

GST40A12-P1J	GST40A24-P1J	GST60A12-P1J	GST60A24-P1J	GST90A12-P1M	GST90A24-P1M
GST40A12	GST40A24	GST60A12	GST60A24	GST90A12	GST90A24
12V	24V	12V	24V	12V	24V
3.34A	1.67A	5A	2.5A	6.67A	3.75A
0 ~ 3.34A	0 ~ 1.67A	0 ~ 5A	0 ~ 2.5A	0 ~ 6.67A	0 ~ 3.75A
40W	40W	60W	60W	80W	90W
120mVp-p	150mVp-p	120mVp-p	150mVp-p	120mVp-p	200mVp-p
±3.0%	±2.5%	±3.0%	±3.0%	±5.0%	±3.0%
±1.0%	±1.0%	±1.0%	±1.0%	±1.0%	±1.0%
±3.0%	±2.5%	±3.0%	±3.0%	±5.0%	±3.0%

GST120A12-R7B	GST120A20-□ □=R7B,P1M	GST160A12-R7B	GST160A24-R7B	GST220A12-R7B	GST220A24-R7B
GST120A12	GST120A20	GST160A12	GST160A24	GST220A12	GST220A24
12V	20V	12V	24V	12V	24V
8.5A	6A	11.5A	6.67A	15A	9.2A
0 ~ 8.5A	0 ~ 6A	0 ~ 11.5A	0 ~ 6.67A	0 ~ 15A	0 ~ 9.2A
102W	120W	138W	160W	180W	221W
120mVp-p	150mVp-p	80mVp-p	150mVp-p	80mVp-p	150mVp-p
±5.0%	±5.0%	±5.0%	±3.0%	±5.0%	±3.0%
±1.0%	±1.0%	±1.0%	±1.0%	±1.0%	±1.0%
±5.0%	±4.0%	±5.0%	±3.0%	±5.0%	±3.0%

SAFETY STANDARDS Note.8	UL62368-1, CSA C22.2 No.62368-1, TUV BS EN/EN62368-1, BSMI CNS15598-1, CCC GB4943.1, PSE J62368-1, AS/NZS 62368.1, BIS IS13252, KC K60950-1, EAC TP TC 004 approved
WITHSTAND VOLTAGE	I/P-O/P:3KVAC I/P-FG:2KVAC O/P-FG:0.5KVAC
ISOLATION RESISTANCE	I/P-O/P, I/P-FG, O/P-FG:100M Ohms / 500VDC / 25°C / 70% RH


MODEL:12W/18W/24W/30W/36W



Size: 82*43*30mm



Size: 73*43*28mm




Safety Approvals:

CCC TUV-CE-EMC TUV-CE-LVD TUV-GS TUV-FCC SAA(RMC) TUV-PSE TUV-CB UL ROHS

◆ **Product Feature:**

- Small volume, light weight, streamline, whole sealing, convenient to carry;
- Built-in EMI filter, good anti-interference strength and high reliability ;
- 100% full load testing, stable performance and reliable quality;
- Conform to the requirements of the safety, high efficiency, energy conservation and environmental protection;
- Modified and Custom Design Available

Category	Specifications
Input	
Voltage / Current	100V—240VAC 50-60Hz / 1A Max
Adjusting range	90V—264VAC, 47Hz—63Hz
Protection	Internal Primary Current Fuse, Inrush Limiting (Non-removable built-in one-time fuse)
Output	
Load regulation	±5%
Ripple	1~2%Vp-p Max
Transient Response	0.5mS for 50% Load Change Typical
OCP (Over Current Protection)	105%~150%
Protection	Short Circuit protection/Over Voltage protection/Over Temperature protection, Can automatically recover.
Commonly DC plugs	3.51.35 4.01.7 5.52.1 5.52.5, Can be customized according to the requirement, 10 mm in length if not specified.
Electrical	
Dielectric Withstand	4,242 DC Primary - Secondary
Leakage Current	0.25mA @ 2 Pin / 0.5mA @ 3 Pin
Efficiency	Energy Star Level V & ErP Stage 2 Certified
Indicator light	Adapter: Green, Optional with or without Charger: Green: charger is full or disconnect; Red: Pre-charger or charging
EMI Conduction & Radiation	EN:55022:2010, EN55014-1, EN61000-3-3:2013
Surge current	30A MPS@240VAC at 25 °C Cold start
EMS Immunity	IEC61000-4-2
Insulation class	50M ohms minimum from input to ground
MTBF	In 25 environment Temp, The Rated load MTBF 30000H
Environmental	
Operating Temperature	-20 to +40° C
Storage Temperature	-20 to +80° C
Relative Humidity	Operating: 20 to 80% RH Storage: 10 to 90% RH
Cooling	Natural Convection Cooling
Packing detail	about 120g/PCS, Carton size: 460X390X260mm



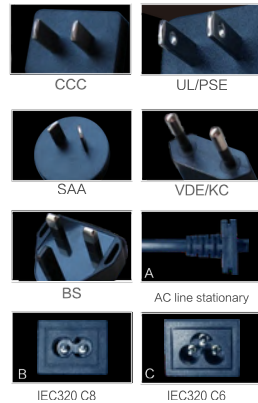
MODEL:48W/65W/72W



MODEL:90W/96W/100W/120W



Optional Input Plug




Safety Approvals:

CCC TUV-CE-EMC TUV-CE-LVD TUV-GS TUV-FCC SAA(RMC) TUV-PSE TUV-CB UL ROHS

◆ **Product Feature:**

- Small volume, light weight, streamline, whole sealing, convenient to carry;
- Built-in EMI filter, good anti-interference strength and high reliability ;
- 100% full load testing, stable performance and reliable quality;
- Conform to the requirements of the safety, high efficiency, energy conservation and environmental protection;
- Modified and Custom Design Available

Category	Specifications
Input	
Voltage / Current	100V—240VAC 50-60Hz / 1.5A Max
Adjusting range	90V—264VAC, 47Hz—63Hz
Protection	Internal Primary Current Fuse, Inrush Limiting (Non-removable built-in one-time fuse)
Output	
Load regulation	±5%
Ripple	1~2%Vp-p Max
Transient Response	0.5mS for 50% Load Change Typical
OCP (Over Current Protection)	105%~150%
Protection	Short Circuit protection/Over Voltage protection/Over Temperature protection, Can automatically recover.
Commonly DC plugs	3.51.35 4.01.7 5.52.1 5.52.5, Can be customized according to the requirement, 10 mm in length if not specified.
Electrical	
Dielectric Withstand	4,242 DC Primary - Secondary
Leakage Current	0.25mA @ 2 Pin / 0.5mA @ 3 Pin
Indicator light	Adapter: Green, Optional with or without Charger: Green: charger is full or disconnect; Red: Pre-charger or charging
EMI Conduction & Radiation	EN:55022:2010, EN55014-1, EN61000-3-3:2013
Surge current	30A MPS@240VAC at 25 °C Cold start
EMS Immunity	IEC61000-4-2
Insulation class	50M ohms minimum from input to ground
MTBF	In 25 environment Temp, The Rated load MTBF 30000H
Environmental	
Operating Temperature	-20 to +40° C
Storage Temperature	-20 to +80° C
Relative Humidity	Operating: 20 to 80% RH Storage: 10 to 90% RH
Cooling	Natural Convection Cooling
Packing detail	about 165g/PCS, Carton size: 460X390X260mm




DALI Touch Control Panels

Model No.EDT1 DIM

EDT2 CT

EDT3 RGB

EDT4 RGBW



◆ Product Feature:

- Adopt DALI standard protocol IEC62386-102,207,209.
- Support switch, dimming and color adjustment function; zone control is available.
- DALI bus supply power.
- Easy to set addresses.
- Support scene, group, unicast and broadcast mode.
- Touch vibration

DALI Power Supply

Control Modes:

- EDT1 DIM
- EDT2 CT
- EDT3 RGB
- EDT4 RGBW

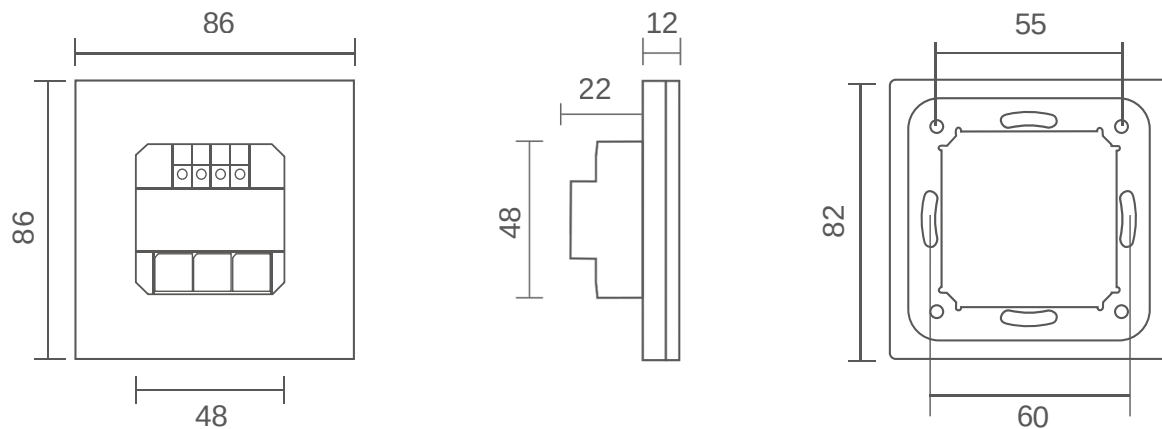
Working Temperature: -30°C ~ +55°C

Dimensions (L×W×H): 86 × 86 × 37mm





Package Size (L×W×H): 113 × 112 × 50mm

Weight (G.W.): 240g

◆ Dimension(1 meter,unit:mm)



WIFI Controllers

Picture&Model name	Model Description	Function	Product Description
<p>Model No.BWCE-W</p> 	WiFi Dual-Mode Single Color Controller	High-quality WIFI Smart Controller Timer switch, delay switch, remote control function Mobile APP control, one-to-many control, group control available Single-color Dimming Simultaneously support Amazon Alexa & Google home voice control	DALI powerSoftware: Magic Home Pro Input Voltage: DC(12-24)V Mobile Version Requirement: iOS 9.0 / Android 4.0 or above Max Output Power: 96W Max Output Current: 4A/CH Application Range: Low Voltage LED Products Channel: Single Color Material: Fire-resistant ABS Effective Control Distance: Visual Distance 30m Operating Temperature: -20~55°C Connection Method: DC Connector Warranty Period: 12 Months
<p>Model No.BWCE-RGB</p> 	Wireless 24-Key A1 Model WiFi Dual-Mode RGB Controller E Model Single Load	High-quality WiFi Smart Controller Timer, Delay & Remote Control Functions Mobile APP Control, One-to-Many & Group Control Available 16 Million Colors Adjustment, 20 Built-in Dynamic Modes DIY Color Selection, Microphone & Music Mode Functions Scene Color Picking, Speed & Brightness Adjustment Supports Amazon Alexa & Google Home Voice Control Cinema Mode for Enhanced Viewing Experience WiFi + BLE Dual-Mode Chip, Low Power Consumption & Excellent Performance	App: Magic Home Pro Input Voltage: DC(12-24)V Mobile Version Requirement: iOS 9.0 / Android 4.0 or above Max Output Power: 100W Max Output Current: 4A/CH Application Range: Low Voltage LED Products Channel: RGB Material: Fire-resistant ABS Effective Control Distance: 30m (Visual Distance) Operating Temperature: -20~55°C Wiring Method: Pin Header Warranty Period: 12 Months
<p>Model No.MWIR-RGB</p> 	Mini WiFi RGB + 44-Key IR Remote Controller	High-quality WIFI Smart Controller Timer switch, delay switch, remote control function Mobile APP control, one-to-many control, group control available 16 million colors adjustment, 20 built-in dynamic modes DIY color selection, microphone function, music mode function Scene color picking function, speed and brightness adjustment function Support Amazon Alexa and Google home voice control Cinema mode for enhanced viewing experience	App: Magic Home Pro Input Voltage: DC(5-28)V Mobile Version Requirement: iOS 9.0 / Android 4.0 or above Max Output Power: 100W Max Output Current: 4A/CH Application Range: Low Voltage LED Products Channel: RGB Material: Fire-resistant ABS Effective Control Distance: 30m (Visual Distance) Operating Temperature: -20~55°C Wiring Method: Pin Header Warranty Period: 12 Months
<p>Model No.WCKS-RGB</p> 	WiFi RGB Controller Model K, Sound Control Version (44-Key IR Remote) (12-24V) (Single Load)	High-quality WIFI Smart Controller Timer switch, delay switch, remote control function Mobile APP control, one-to-many control, group control available 16 million colors adjustment, 20 built-in dynamic modes DIY color selection, microphone function, music mode function Scene color picking function, speed and brightness adjustment function Support Amazon Alexa and Google home voice control Cinema mode for enhanced viewing experience	App: Magic Home Pro Input Voltage: DC(5-28)V Mobile Version Requirement: iOS 9.0 / Android 4.0 or above Max Output Power: 100W Max Output Current: 4A/CH Application Range: Low Voltage LED Products Channel: RGB Material: Fire-resistant ABS Effective Control Distance: 30m (Visual Distance) Operating Temperature: -20~55°C Wiring Method: Pin Header Warranty Period: 12 Months

Power Tracks

Power Tracks


Model PT1804 TR




Model PT1504 TR



Model BS1604 TR




Model PT2505 TR




Model PT1503 TR




Model PT1510 TR



Model PT1513 TR



Model PT1213 TR





◆ **Product Feature:**

- Pre-wired design: Ready to install, plug-and-play without electrician.
- Safe & stable: Low-voltage design ensures safe and reliable operation.
- Energy efficient: Low power consumption with long service life.
- Easy installation: Compatible with various fixtures and flexible layout.
- Slim appearance: Ultra-thin structure for clean and aesthetic look.
- Wide application: Ideal for LED lighting, retail displays and track lighting.

◆ **Product Feature:**

- Flexible installation with power access at any position
- Stable power output, compatible with DC12V/24V standard LED strip
- PVC casing with red copper conductor, produced by integrated co-extrusion of copper and plastic for safe and reliable performance.






LED Mini Plug White (male)
For LED strip



LED Mini Plug White (Female)
For power supply




LED Mini Plug White (Extension)
For Extension



3-way Distribution box for LED
Mini Plug White (male)



4-way Distribution box for LED
Mini Plug White (male)



6-way Distribution box for LED
Mini Plug White (male)



LED Mini Plug Black (male)
For LED strip



LED Mini Plug Black (Female)
For power supply



LED Mini Plug Black (Extension)
For Extension



3-way Distribution box for LED
Mini Plug Black (male)



4-way Distribution box for LED
Mini Plug Black (male)




6-way Distribution box for LED
Mini Plug Black (male)



Mx24 Plug White (male) For
LED strip



Mx24 Plug White (Female) For
power supply



Mx24 Plug White (Extension)
For Extension



2/3-way Distribution box for
Mx24 Plug White (male)



6/12-way Distribution box for
Mx24 Plug White (male)



6-way Distribution with DC
socket for LED Mx24



DC5521 connector (male) For
power supply



DC5521 connector (Female)
For LED strip



DC5525 connector (male) For
power supply



DC5525 connector (Female)
For LED strip



DC5521 angled connector
(male) For power supply



Junctions & Connectors



XHP connector (male) For LED strip



XHP connector (Female) For power supply



XHP connector (Extension) For Extension



3/6-way Distribution box for XHP connector (male)



5/10-way Distribution box for XHP connector (male)



6-way Distribution box with DC socket



24MP connector (male) For LED strip



24FS connector (Female) For power supply



24FME connector (Extension) For Extension



6-way Distribution box for connector (male)



IP54 connector (Extension) For Extension



6-way Distribution box for IP54 connector (male)



250V2.5A MP connector (male)




250V2.5A connector (Female)



250V2.5A FME connector (Extension) For Extension



250V2.5A 2-way Distribution box



250V2.5A 6-way(IP54) Distribution box



Euro plug+250V2.5A 6-way(IP54) Distribution box



L809 connector (male) For LED strip



L810 connector (Female) For power supply



L810P connector (Extension) For Extension



L807 connector (male) For LED strip



L808 connector (Female) For power supply



L808P connector (Extension) For Extension

AC Power Cables

Product Description
PVC Insulation
Rated Voltage: 250V
Rated Current: 2.5A
Cable Type: H03VVH2-F, 2×0.75mm²

AC Power Cables

AC Power Cables



EU plug 90°-B (Black)



EU plug 90°-B (White)



EU plug 90°-A(White)



Schuko Plug



Brazil Plug



CN Plug



EU plug 90°-A (Black)



EU Female Socket (Black)



EU Female Socket (White)



CN Plug



CN Plug 90°



CN Plug



EU Plug (Black)



EU Plug (White)



EU Extension Cord (White)



U S P l u g



U K P l u g



SAA Plug



C7 to C8 Extension Cord



C8 to C7 Y Splitter



Schuko Plug




U S P l u g



C5



C13



<p>ALU073</p>	<p>ALU096</p>	<p>ALU097</p>	<p>ALU116</p>	<p>ALU117</p>	<p>ALU045</p>	<p>ALU046</p>	<p>ALU047</p>	<p>ALU048</p>	<p>ALU017-R5</p>
<p>ALU035-R</p>	<p>ALU035-RL</p>	<p>ALU119</p>	<p>ALU140</p>	<p>ALU100</p>	<p>ALU018-R3</p>	<p>ALU045-R</p>	<p>ALU046-R</p>	<p>ALU047-R1</p>	<p>ALU048-R1</p>
<p>ALU099</p>	<p>ALU039</p>	<p>ALU039-30</p>	<p>ALU039-60</p>	<p>ALU039-90</p>	<p>ALU6535</p>	<p>ALU5035</p>	<p>ALU9035</p>	<p>ALU7535</p>	<p>ALU12335</p>
<p>ALU040</p>	<p>ALU040-30</p>	<p>ALU040-60</p>	<p>ALU040-90</p>	<p>ALU134</p>	<p>ALU059-R</p>	<p>ALU114</p>	<p>ALU050</p>	<p>ALU062</p>	<p>ALU169</p>
<p>ALU135</p>	<p>ALU136</p>	<p>ALU137</p>	<p>ALU138</p>	<p>ALU139</p>	<p>ALU170</p>	<p>ALU3030</p>	<p>ALU3030-T</p>	<p>ALU6060-R</p>	<p>ALU3880</p>
<p>ALU180</p>	<p>ALU181</p>	<p>ALU109</p>	<p>ALU106</p>	<p>ALU104</p>	<p>ALU051</p>	<p>ALU053-R</p>	<p>ALU054-R1</p>	<p>ALU056</p>	<p>ALU056-D</p>
<p>ALU105</p>	<p>ALU107</p>	<p>ALU108</p>	<p>ALU017-R</p>	<p>ALU018</p>	<p>ALU052</p>	<p>ALU057</p>	<p>ALU3875</p>	<p>ALU3875-D</p>	<p>ALU5075-R</p>



wework

FOREAD[®]
Lighting Solutions



www.forthsemi.com

Lighten the life. Light up the world

Forth Semi Co.,Ltd.

Add: 3F Area A,37th Bldg,NO.258 XinZhuan Rd Caohejing Development
Zone Songjiang Shanghai China
Tel: 86-21-57632747
Website: www.forthsemi.com
E-mail: zihualee@forthsemi.com